

# Funding for LGBTI Issues in the Global South and East

Over the two-year period of 2017–2018, 135 foundations, corporations, intermediaries, donor governments, and multilateral agencies awarded 3,196 grants totaling \$173.6 million for LGBTI issues in the Global South and East. For the purposes of this report, the Global South and East is defined to encompass Asia and the Pacific; Eastern Europe, Central Asia, and Russia; Latin America and the Caribbean; the Middle East and North Africa; and Sub-Saharan Africa. These regions include most of the world’s lower-income and middle-income countries as well as a small number of higher-income countries.

3,196

Grants

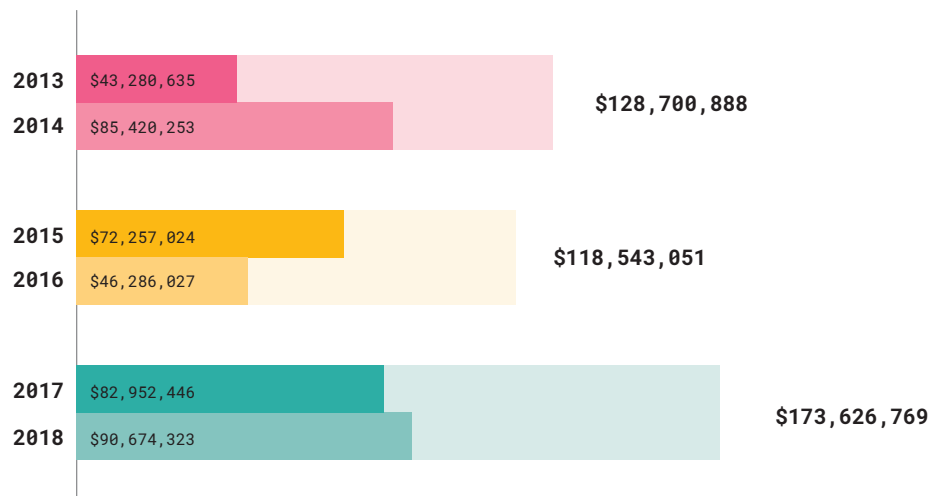
\$173.6 million

Funds

# +46%

Compared to the last reporting period, funding for LGBTI issues in the Global South and East grew by over \$55 million, or 46 percent. Funding for LGBTI issues in the Global South and East has fluctuated considerably over the six years of the dataset, in part due to the impact of large multiyear grants that are counted in the year awarded.

## FUNDING FOR LGBTI ISSUES IN THE GLOBAL SOUTH AND EAST, BY YEAR



## Top Funders and Grant Recipients of LGBTI Funding for the Global South and East

The top 10 funders of LGBTI issues for grants focused on the Global South and East awarded \$106.6 million, or 53 percent of the total, decreasing only slightly from 54 percent in the previous report while increasing total funding.<sup>20</sup> Five of the top ten funders were foundations or intermediaries, and the remaining five were governments or multilateral organizations. All of the top ten funders were based in the Global North.

### TOP 10 LGBTI FUNDERS FOR THE GLOBAL SOUTH AND EAST, BY TOTAL AMOUNT (2017–2018)

	Funder Name	Total Amount
1	Government of Sweden	\$21,069,875
2	Government of the United Kingdom	\$15,593,496
3	Government of The Netherlands	\$12,200,843
4	Open Society Foundations	\$11,196,649
5	Ford Foundation	\$10,709,300
6	COC Netherlands	\$8,556,326
7	Government of Norway	\$7,789,533
8	Elton John AIDS Foundation (UK)	\$7,216,579
9	Hivos	\$6,528,684
10	European Commission	\$5,806,352



NOTE: Anonymous donors awarded a total of \$7.2 million during this period. If they appeared on the list above as a single funder, they would rank as the ninth largest funder of LGBTI issues in the Global South and East.

<sup>20</sup> In contrast to most other calculations in this report, all lists of top funders do include funds awarded for the purpose of regranteeing, in order to document the full amount of LGBTI funding flowing from (or through) each funder. The total funding in 2017–2018 focused on the Global South and East including regranteeing comes to \$200,985,874

The top ten grant recipients of LGBTI funding for the Global South and East received a total of \$31 million, or 18 percent of the total, showing a decrease from 21 percent in the previous report while an increase in total funding.

These totals include the full amount of any multiyear grants awarded over the two-year period of 2017–2018. Most of the top recipients received grants awarded for a period of three years or more. As such, the totals listed may exceed their total two-year operating revenue for 2017–2018.

While the list below excludes known regranting, three of the top ten grant recipients are also funders.

#### TOP 10 RECIPIENTS OF LGBTI FUNDING FOR THE GLOBAL SOUTH AND EAST (2017–2018)

	Grantee Name	Total Amount	Intermediary funder
1	Diakonia	\$5,215,179	
2	UNFPA	\$4,573,585	
3	Hivos	\$3,644,077	Y
4	African Men for Sexual Health and Rights (AMSHER)	\$3,000,000	
5	AIDS and Rights Alliance for Southern Africa (ARASA)	\$2,880,352	
6	SAIH - Studentenes og Akademikernes Internasjonale Hjelpfond	\$2,790,780	
7	Coalition of African Lesbians (CAL)	\$2,777,039	
8	Council of Europe	\$2,352,480	Y
9	Initiative for Strategic Litigation in Africa (ISLA)	\$2,326,189	
10	The East Africa Sexual Health and Rights Initiative (UHAI)	\$2,125,739	Y

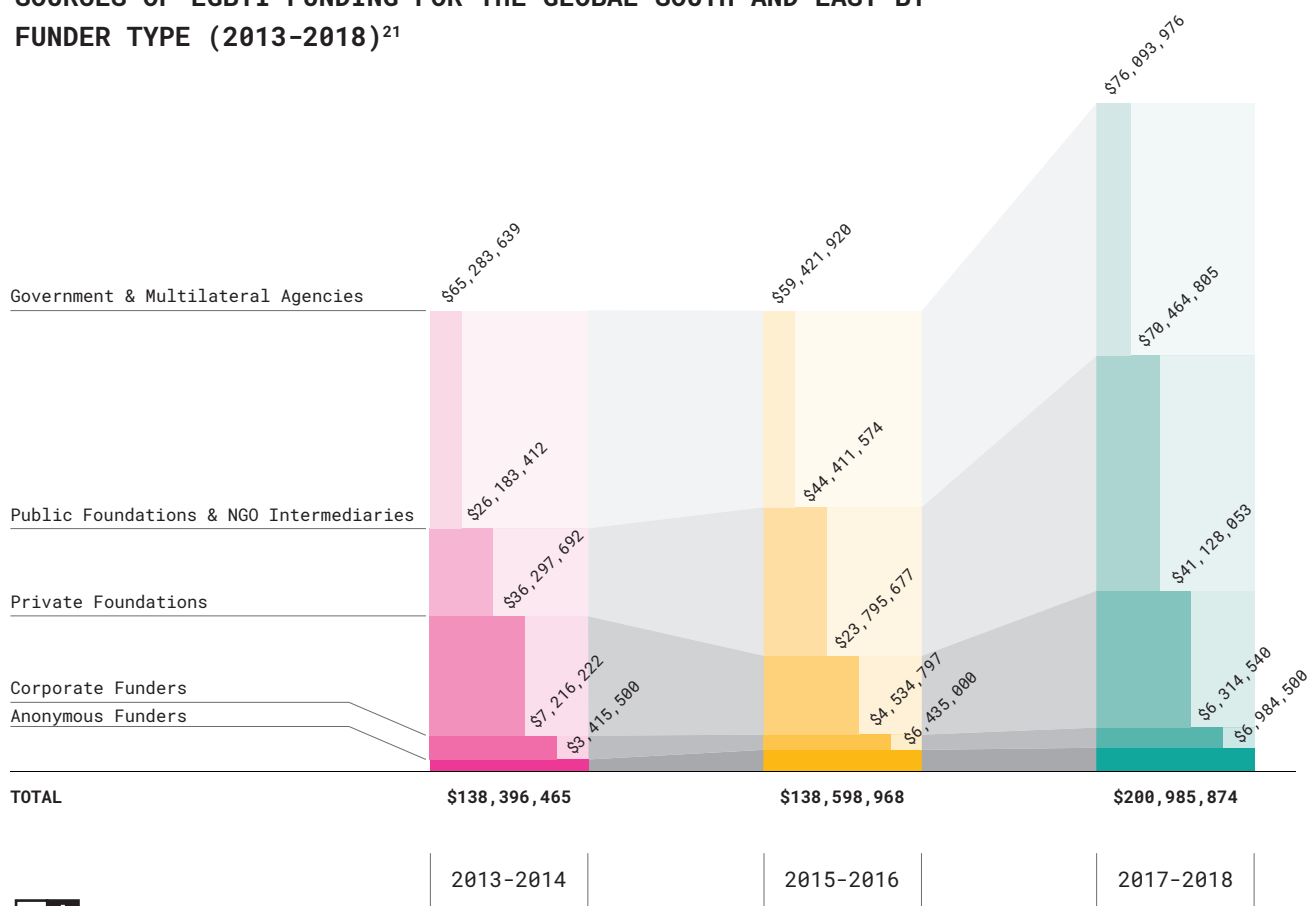


NOTE: Anonymous grantees based in various locations received over 11,000 grants totaling over \$33 million during the two-year period of 2017–2018.

## Sources of LGBTI Funding for the Global South and East

During the two-year period of 2017–2018, the largest amount (38 percent) of LGBTI funding for the Global South and East was awarded by donor government and multilateral agencies. Significant funding was also provided by public foundations and intermediaries (35 percent) and private foundations (20 percent).

**SOURCES OF LGBTI FUNDING FOR THE GLOBAL SOUTH AND EAST BY FUNDER TYPE (2013–2018)<sup>21</sup>**



<sup>21</sup> In contrast to most other calculations in this report, all lists of charts showing LGBTI Funding by Funder Type do include funds awarded for the purpose of regranting, in order to document the full amount of LGBTI funding flowing from (or through) each funder type.

## Issues Addressed by LGBTI Funding for the Global South and East

During the two-year period of 2017–2018, the largest amount (61 percent) of LGBTI funding for the Global South and East was focused on advancing human rights—a significant increase in percentage and total funding from 2015–2016, when human rights also represented a majority of funding. The second most-funded issue was health and well-being, which made up 15 percent of funding for the Global South and East, representing a significant drop in total funding and percentage from 2015–2016. The

overwhelming majority, 81 percent, of LGBTI health funding for the Global South and East was again focused on HIV/AIDS; however, this represented a sub-issue funding decrease in amount and percentage compared to 2015–2016.



## DETAILED BREAKDOWN OF ISSUES FUNDED IN LGBTI FUNDING (2015–2018)

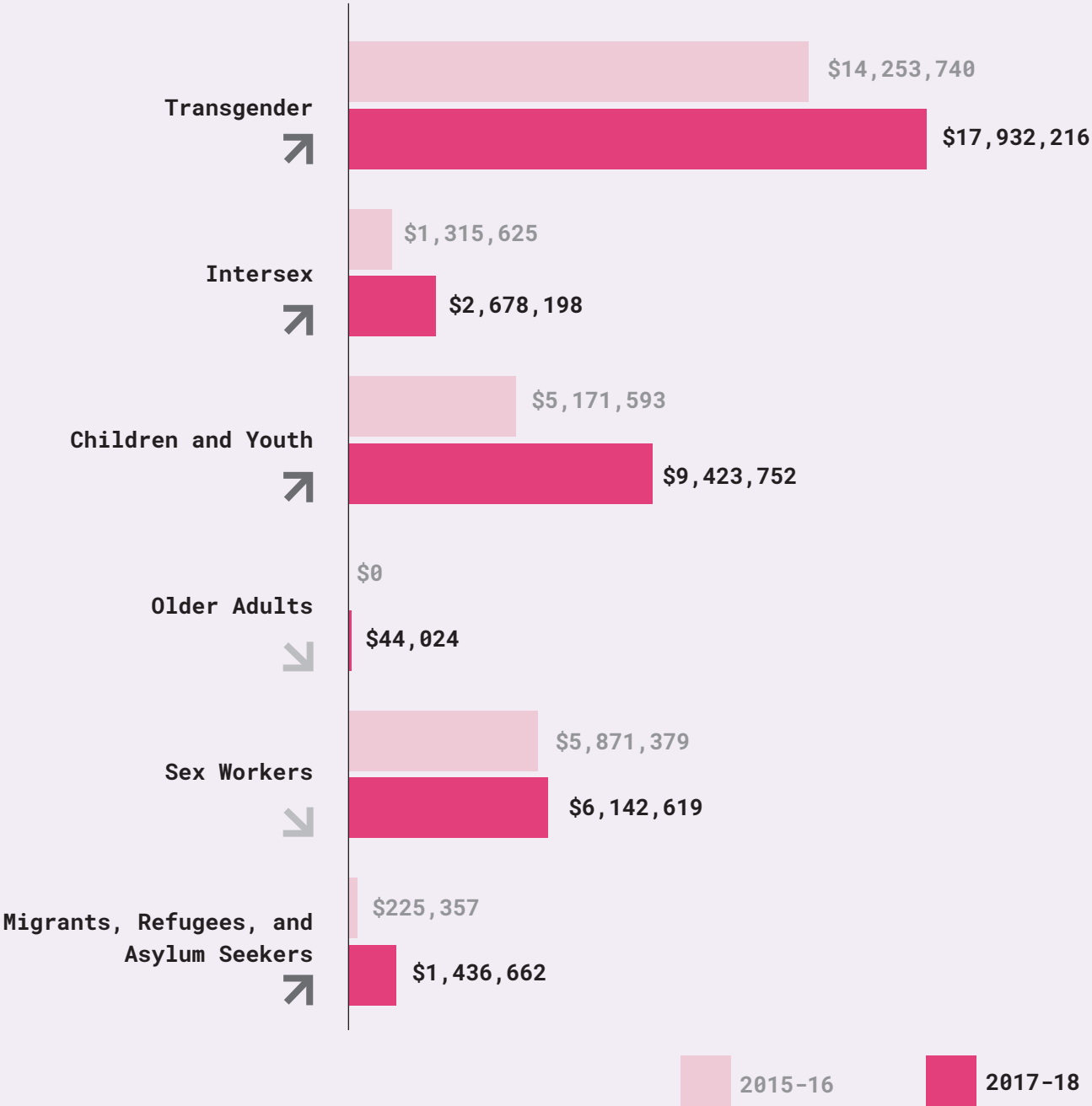


Issues/Sub-Issues	2015–2016		2017–2018	
<b>Human Rights</b>	<b>\$63,596,656</b>	<b>53%</b>	<b>\$105,242,737</b>	<b>61%</b>
Challenging Anti-LGBTQI Laws	\$1,176,094	1%	\$2,774,744	2%
Decriminalization and Criminal Justice Reform	\$210,170	<1%	\$331,045	<1%
Gender Identity Rights	\$5,211,886	4%	\$7,198,581	4%
Human Rights (General/Other)	\$52,678,366	44%	\$75,411,924	43%
Intersex Rights	N/A		\$1,270,570	1%
Marriage/Civil Unions	\$350,506	<1%	\$2,795,233	2%
Migration and Refugee Issues	\$411,508	<1%	\$172,753	<1%
Nondiscrimination Protections	\$1,163,213	1%	\$2,745,140	2%
Sexual and Reproductive Rights/Justice	\$2,008,571	2%	\$12,099,061	7%
Sex Worker Rights	\$386,342	<1%	\$443,686	<1%
<b>Health and Well-Being</b>	<b>\$30,291,131</b>	<b>26%</b>	<b>\$25,200,270</b>	<b>15%</b>
Cancer	\$172,246	<1%		
Cultural Competence and Data Collection	\$270,403	<1%	\$511,120	<1%
General Health Services and Health Promotion	\$2,077,164	2%	\$2,082,370	1%
HIV/AIDS	\$27,473,218	23%	\$20,392,695	12%
Insurance Coverage	\$9,017	<1%		
Mental Health, Substance Abuse, and Suicide Prevention	\$110,666	<1%	\$396,844	<1%
Primary Care	\$10,984	<1%		
Sexual and Reproductive Health	\$167,432	<1%	\$1,817,242	1%
<b>Strengthening Community, Families, and Visibility</b>	<b>\$7,240,950</b>	<b>6%</b>	<b>\$13,794,750</b>	<b>8%</b>
Community Building/Empowerment	\$2,282,708	4%	\$7,094,776	4%
Religion	\$2,620,532	1%	\$3,650,914	2%
Sports	\$37,775	<1%	\$159,761	<1%
Strengthening Families	\$186,422	<1%	\$418,322	<1%
Visibility	\$2,113,513	2%	\$2,470,977	1%
<b>Confronting Violence, Homophobia, and Transphobia</b>	<b>\$3,314,806</b>	<b>3%</b>	<b>\$7,776,156</b>	<b>4%</b>
Anti-Violence	\$960,163	1%	\$6,220,812	4%
Homophobia, Biphobia and Transphobia	\$2,354,643	2%	\$1,555,345	1%
<b>Education/Safe Schools</b>	<b>\$930,014</b>	<b>1%</b>	<b>\$3,360,080</b>	<b>2%</b>
Education	\$370,611	<1%	\$224,588	<1%
Safe Schools	\$559,403	<1%	\$3,135,491	2%
<b>Economic Issues</b>	<b>\$496,923</b>	<b>&lt;1%</b>	<b>\$2,515,961</b>	<b>1%</b>
Housing and Homelessness	\$351,549	<1%	\$198,337	<1%
Labor/Employment	\$145,374	<1%	\$2,317,624	1%
<b>Other Issues</b>	<b>\$12,672,571</b>	<b>11%</b>	<b>\$15,736,815</b>	<b>9%</b>
Multi-Issue	\$2,144,429	2%	\$9,990,135	6%
Philanthropy	\$1,694,253	1%	\$5,746,680	3%
Unspecified	\$8,833,889	7%		
<b>TOTAL</b>	<b>\$118,543,051</b>	<b>100%</b>	<b>\$173,626,769</b>	<b>100%</b>

Population Focus of LGBTI  
Funding for the  
Global South and East

As with LGBTI funding overall, the vast majority of LGBTI funding for the Global South and East did not focus on any specific subpopulation. Looking at this report’s “spotlight” population groups, funding in the Global South and East increased for each group in 2017–2018 compared to 2015–2016. The biggest reported increase was funding for Migrants, Refugees, and Asylum Seekers, which rose by over 600 percent compared to 2015–2016 to a total of \$1.4 million in 2017–2018. Grants increased for work focused on Intersex communities by over 200 percent, for Children and Youth by 82 percent, for Transgender communities by 26 percent, and for Sex Workers by 5 percent. A small amount of funding was documented for Older Adults, which had not been present in the previous report

LGBTI FUNDING FOR THE GLOBAL SOUTH AND EAST, BY  
POPULATION FOCUS (2015–2018)



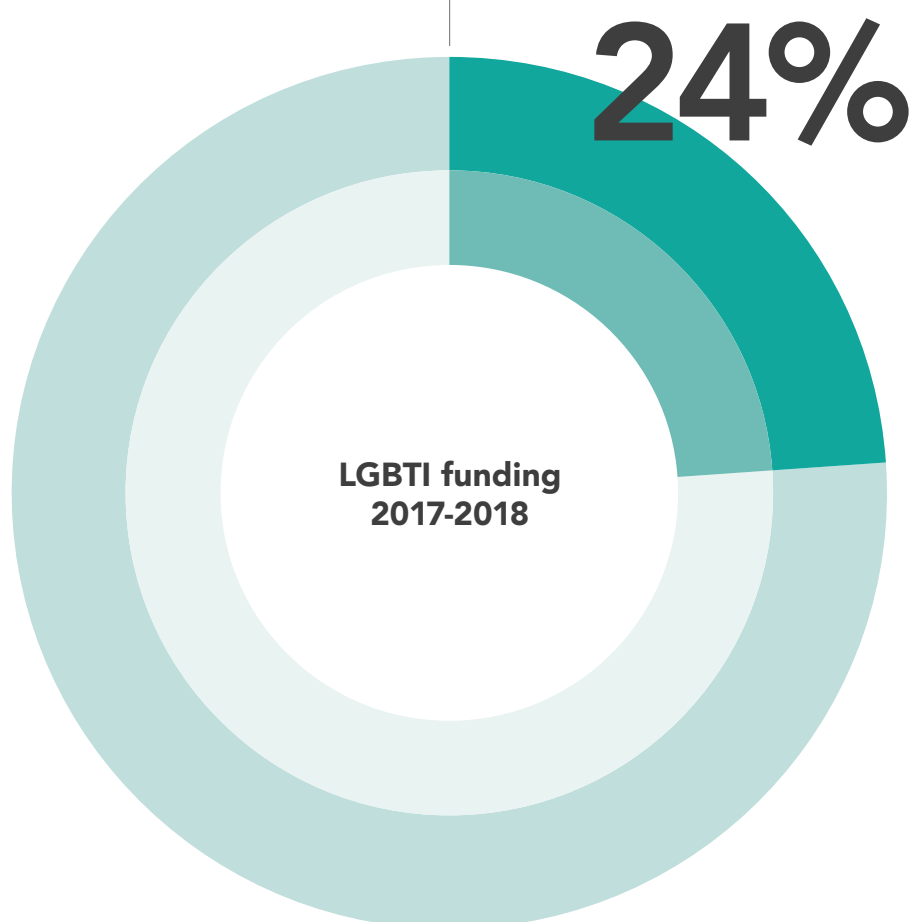


## BEHIND THE NUMBERS

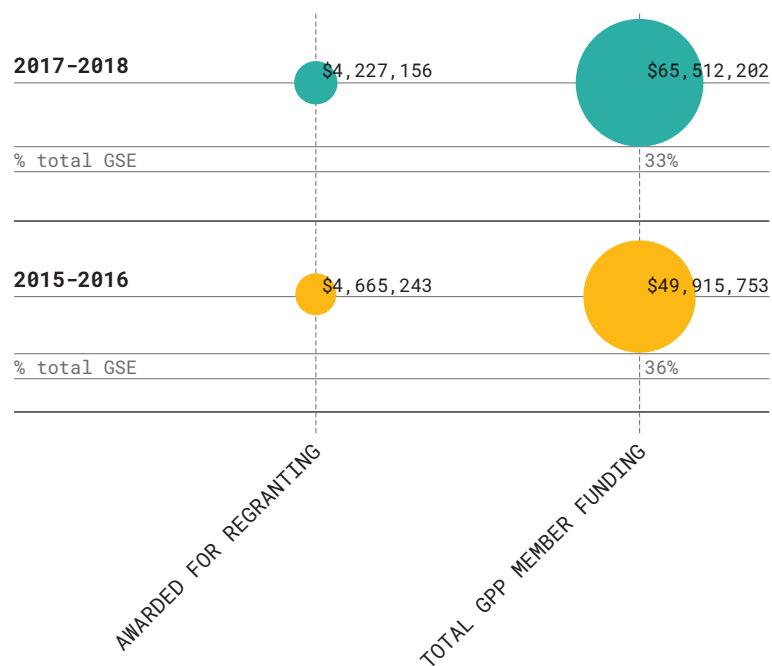
## Global Philanthropy Project

The Global Philanthropy Project (GPP) is a collaboration of funders and philanthropic advisors working to expand global philanthropic support to advance the human rights of lesbian, gay, bisexual, transgender, and intersex (LGBTI) people in the Global South and East.

**Globally, GPP member funding accounted for one quarter (24 percent) of all LGBTI funding in 2017-2018, or one third (32 percent) when donor government and multilateral funders are excluded.**



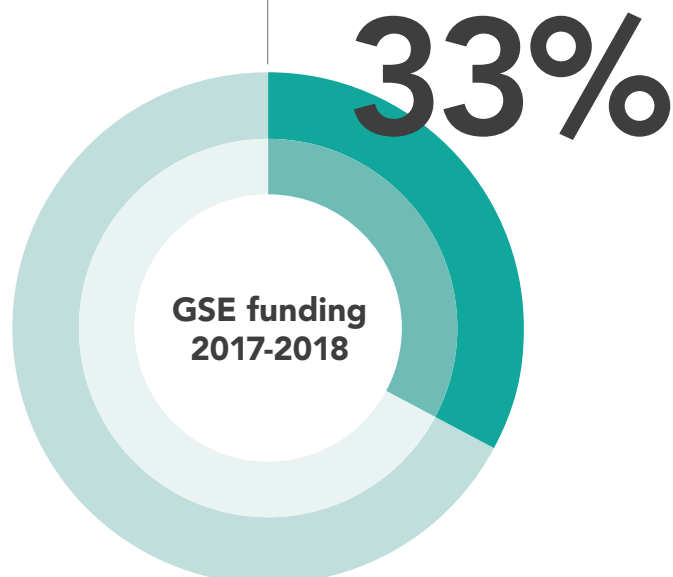
## GPP MEMBER FUNDING TO THE GLOBAL SOUTH AND EAST (2015-2018)



Looking specifically at funding focused on the Global South and East (GSE), GPP members collectively awarded over 1250 grants and over \$65.5 million. This total equals one third (33 percent) of all funding to this global focus area, and rises to half (52 percent) when donor government and multilateral funders are excluded. Comparing the same funders in the previous reporting period, this represents an increase of \$15.5 million.

While increasing in total grant amount, GPP member percentage decreased from 36 percent in 2015-2016, suggesting that GPP has been successful in mobilizing increased funding focused on the Global South and East from both GPP members and other donor partners.

R — US —

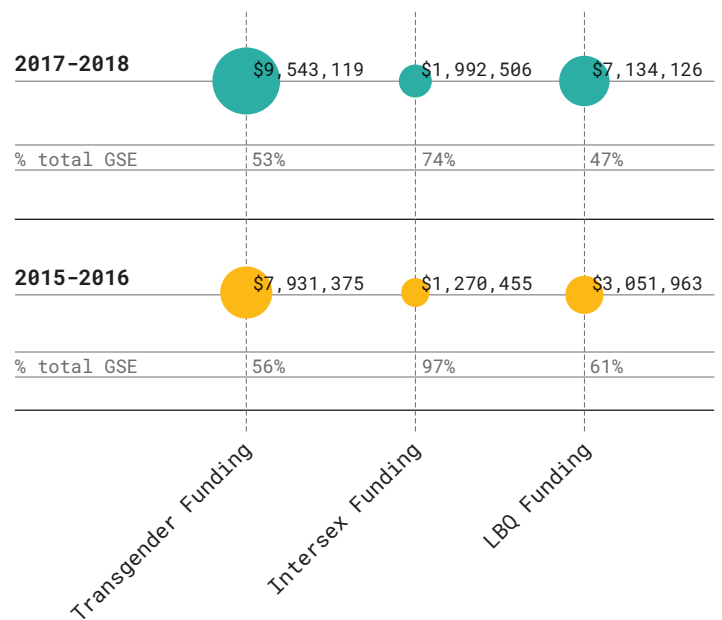


NOTE: In this section of the report, we include funds awarded for regranting in the totals for overall GPP member funding to the Global South and East, in order to document the full amount of funding flowing from and through each member, as we do for other top donor lists. Funding awarded for regranting is excluded on the following charts showing GPP member funding by region and population focus, as is standard within this report.

A similar pattern emerges when looking at three populations for which GPP members have developed focused research and advocacy to increase funding equity: transgender, intersex, and LBQ communities. In each population, GPP membership funding has increased in total grant amount while decreasing in percentage of the total funding to these populations within the Global South and East.

↑ T ↑ I ↑ LBQ

#### GPP MEMBER FUNDING TO THE REGIONS OF THE GLOBAL SOUTH AND EAST (2015-2018)



Reviewing GPP member funding at a regional level shows that funding also increased while dropping in percentage for Asia and the Pacific, as well as Latin America and the Caribbean. GPP member funding to Sub-Saharan Africa increased in both amount and percentage of the total for the region, while funding for the regions of Eastern Europe, Central Asia and Russia, and the Middle East and North Africa both show a decrease in total funds and in percentage.

GPP MEMBER FUNDING TO THE REGIONS OF THE GLOBAL SOUTH AND EAST (2015-2018)



R — US —

GPP MEMBER INSTITUTIONS: American Jewish World Service, Arcus Foundation, Astraea Lesbian Foundation for Justice, Baring Foundation, Dreilinden, Ford Foundation, Foundation for a Just Society, Fund for Global Human Rights, Global Fund for Women, Hivos, Horizons Foundation, International Trans Fund, Mama Cash, Oak Foundation, Open Society Foundations, Other Foundation, Sigrid Rausing Trust, UHAI EASHRI (East African Sexual Health and Rights Initiative), Urgent Action Fund, and Wellspring Philanthropic Fund.

## SNAPSHOT

# LGBTI Funding for Asia and the Pacific



## ASIA AND THE PACIFIC, 2017–2018

NUMBER OF GRANTS

# 646

AVERAGE GRANT

# \$50,314

MEDIAN GRANT

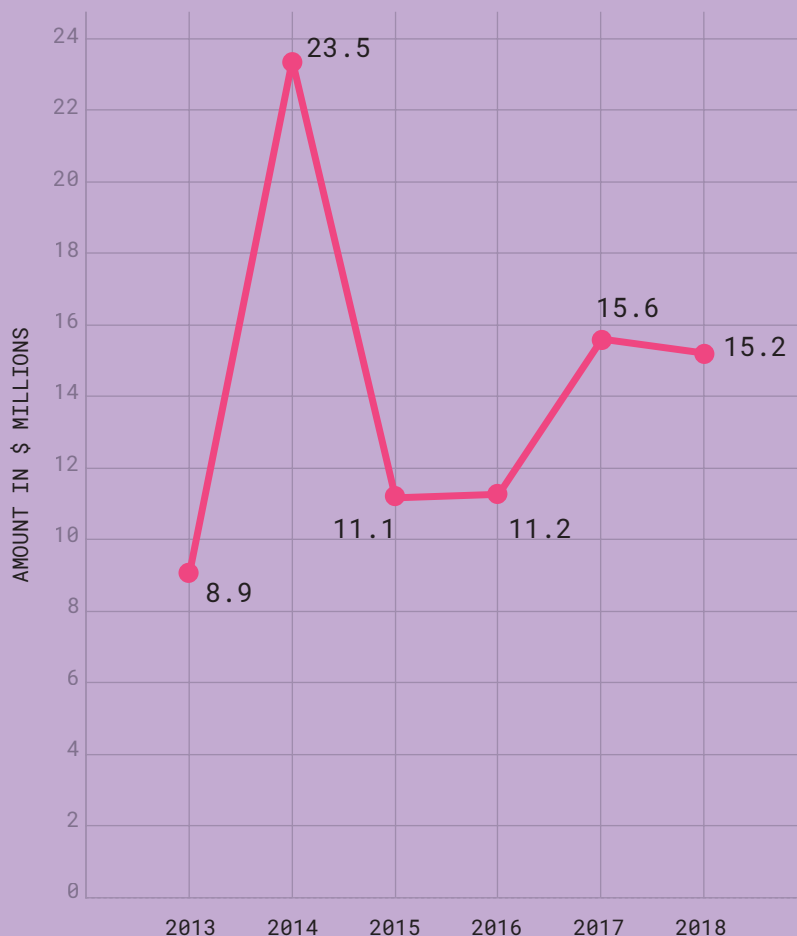
# \$17,536

TOTAL FUNDING

# \$30.8 M

Over the two-year period of 2017–2018, 79 grantmakers awarded \$30,842,301 focused on LGBTI issues in Asia and the Pacific. The region showed an increase in total grant amount, number of funders, and number of grants compared to the last reporting period.

### LGBTI FUNDING FOR ASIA AND THE PACIFIC (2013–2018)



## LGBTI Funding for Asia and the Pacific, by Sub-Region

The largest amount of funding to the region was focused on Southeast Asia, accounting for around \$11 million, or 36 percent of funding to the region, with South Asia receiving the second largest funding at \$8.3 million or 27 percent.

### LGBTI FUNDING FOR ASIA AND THE PACIFIC, BY SUB-REGION (2013–2018)

Sub Region	2013–14	2015–16	2017–18
EAST ASIA	\$5,259,587	\$3,506,156	\$5,160,546
OCEANIA	\$92,998	\$659,541	\$2,696,727
SOUTH ASIA	\$4,030,089	\$5,541,772	\$8,329,472
SOUTHEAST ASIA	\$17,067,792	\$7,199,788	\$10,953,661
WHOLE REGION FOCUS/UNSPECIFIED	\$6,027,742	\$5,369,489	\$3,701,896
<b>TOTAL</b>	<b>\$32,478,208</b>	<b>\$22,276,746</b>	<b>\$30,842,302</b>



### TOP 10 FUNDERS OF LGBTI ISSUES IN ASIA AND THE PACIFIC (2017–2018)<sup>22</sup>

	DONOR NAME	TOTAL FUNDS FOR THE REGION
1	Government of The Netherlands	\$2,393,640
2	Open Society Foundations	\$2,308,883
3	Foundation for a Just Society	\$2,000,000
4	VOICE	\$1,809,637
5	COC Netherlands	\$1,578,028
6	Government of Sweden	\$1,425,466
7	Astraea Lesbian Foundation for Justice	\$1,407,764
8	UN Trust Fund to End Violence Against Women	\$1,274,836
9	M.A.C. AIDS Fund	\$1,240,501
10	AmplifyChange	\$1,109,083

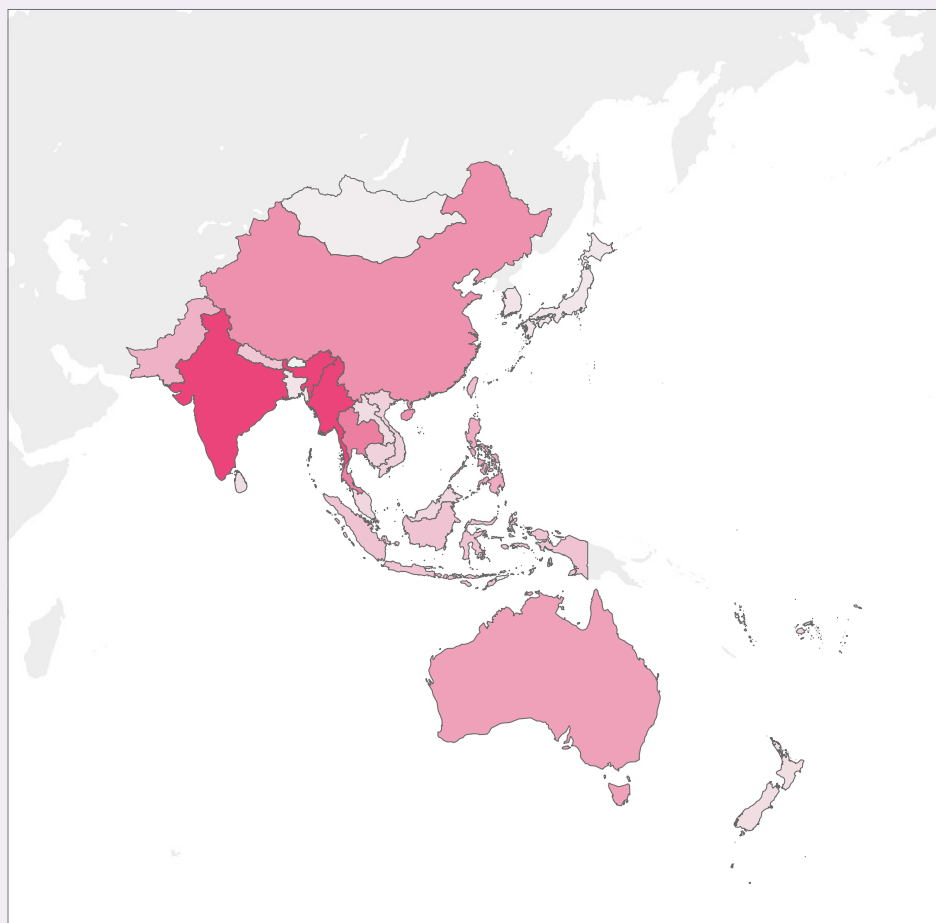


### Top Funders of LGBTI Funding for Asia and the Pacific

Collectively, the top ten funders for the region awarded \$16.5 million, accounting for 54 percent of all funding for LGBTI issues in Asia and the Pacific.

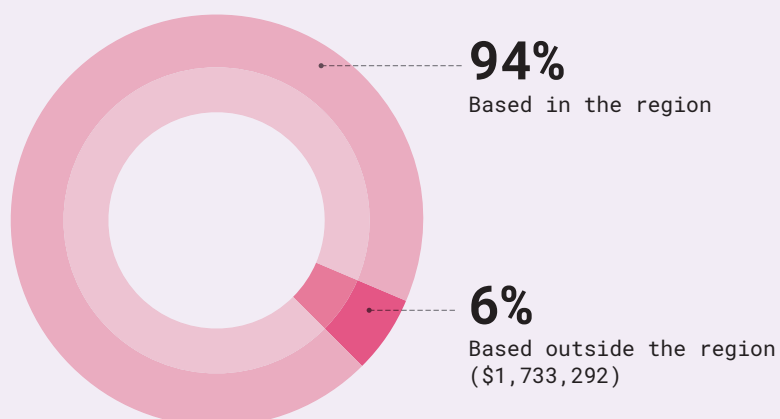
<sup>22</sup> In contrast to most other calculations in this report, all lists of top funders do include funds awarded for the purpose of regranting, in order to document the full amount of LGBTI funding flowing from (or through) each funder. The total regional funding for Asia and the Pacific in 2017–2018 including regranting comes to \$30,842,301.

## MAP OF LGBTI FUNDING FOR ASIA AND THE PACIFIC, BY COUNTRY (2017–2018)



### LGBTI Funding for Asia and the Pacific, by Recipient Location

The vast majority of LGBTI funding focused on Asia and the Pacific went to grantees in the region while 6 percent was awarded to organizations based in Finland, Mexico, Norway, Switzerland, the United Kingdom, and the United States.



COUNTRY	TOTAL FUNDS RECEIVED
India	\$3,859,553
Myanmar	\$3,492,311
Thailand	\$2,293,526
China	\$1,928,179
Australia	\$1,604,749
Philippines	\$1,394,663
Pakistan	\$1,270,071
Taiwan	\$1,039,174
Indonesia	\$907,947
Nepal	\$831,913
Vietnam	\$659,699
Cambodia	\$614,055
Fiji	\$553,749
Malaysia	\$542,105
Laos	\$412,328
Sri Lanka	\$401,003
New Zealand	\$384,654
Singapore	\$353,639
Bangladesh	\$294,750
South Korea	\$290,574
Japan	\$201,249
Mongolia	\$102,645
East Timor	\$76,961
Samoa	\$47,500
Hong Kong	\$41,311
Nauru	\$29,424
Bhutan	\$20,487
Tonga	\$6,603
Vanuatu	\$5,000
Multiple Countries/Unspecified	\$7,182,479

## Issues Addressed by LGBTI Funding for Asia and the Pacific



Over the two-year period of 2017–2018, funding for Human Rights received the largest amount of funding for LGBTI issues (56 percent), followed by funding for Health and Well-Being (20 percent).

### LGBTI FUNDING IN ASIA AND THE PACIFIC, BY ISSUE ADDRESSED (2015–2018)

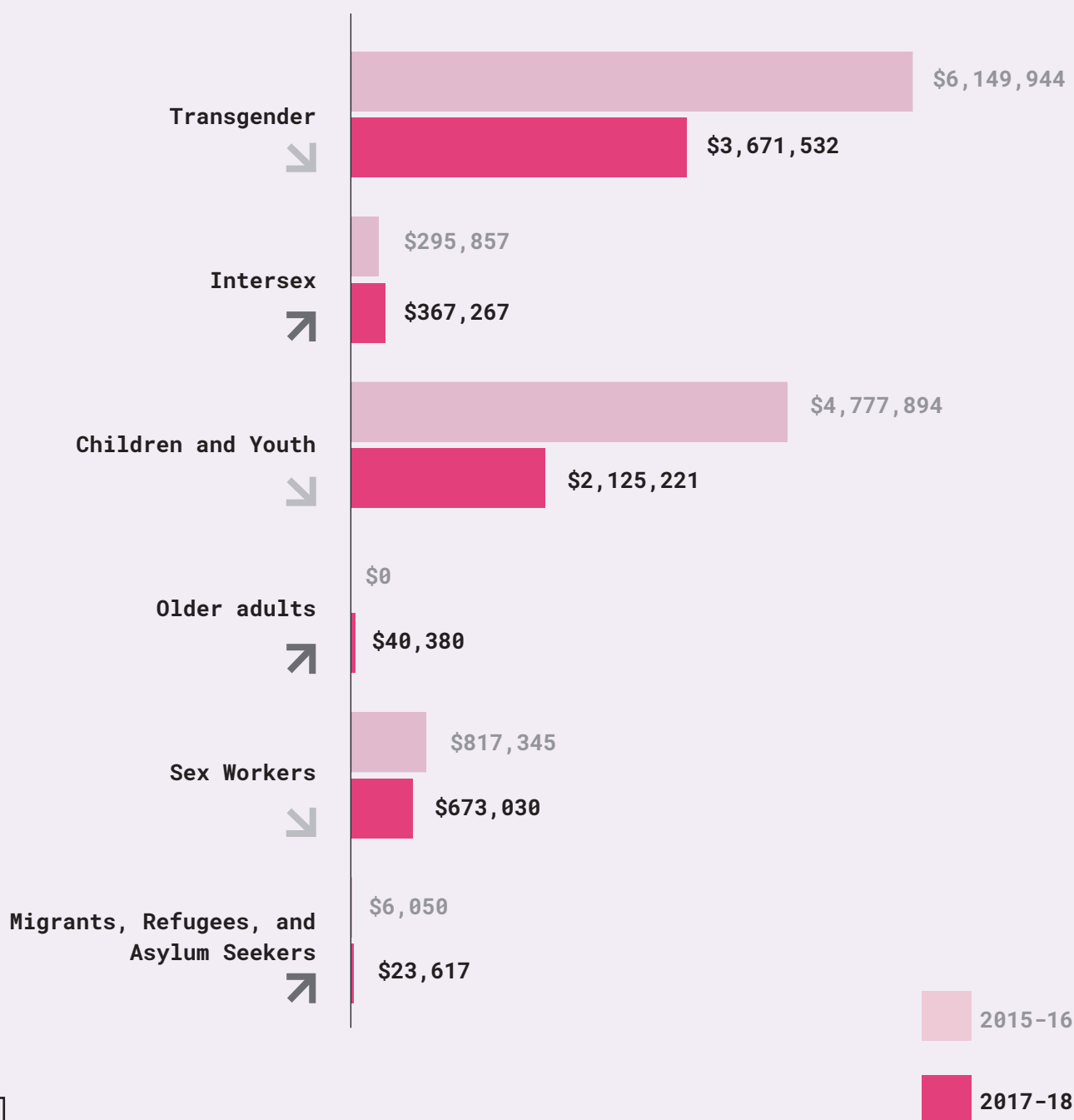
Issues/Sub-Issues	2015–2016		2017–2018	
<b>Human Rights</b>	<b>\$10,677,273</b>	<b>48%</b>	<b>\$17,256,838</b>	<b>56%</b>
Challenging Anti-LGBTQI Laws	\$355,202	2%	\$248,559	1%
Decriminalization and Criminal Justice Reform	\$210,170	1%	\$30,000	<1%
Gender Identity Rights	\$621,371	3%	\$1,284,818	4%
Human Rights (General/Other)	\$9,255,993	42%	\$12,843,490	42%
Intersex Rights	N/A		\$297,958	1%
Marriage/Civil Unions	\$93,530	<1%	\$2,024,810	7%
Migration and Refugee Issues	\$126,050	1%		
Nondiscrimination Protections	\$14,957	<1%	\$353,220	1%
Sexual and Reproductive Rights/Justice			\$122,221	<1%
Sex Worker Rights			\$51,762	<1%
<b>Health and Well-Being</b>	<b>\$6,166,208</b>	<b>28%</b>	<b>\$6,179,576</b>	<b>20%</b>
Cancer	\$172,246	1%		
Cultural Competence and Data Collection	\$22,000	<1%	\$25,000	<1%
General Health Services and Health Promotion	\$592,963	3%	\$694,934	2%
HIV/AIDS	\$5,359,066	24%	\$5,423,230	18%
Sexual and Reproductive Health	\$19,932	<1%	\$36,412	<1%
<b>Strengthening Community, Families, and Visibility</b>	<b>\$1,239,675</b>	<b>6%</b>	<b>\$1,772,971</b>	<b>6%</b>
Community Building/Empowerment	\$787,737	4%	\$1,439,946	5%
Religion			\$73,764	<1%
Sports	\$5,378	<1%	\$19,244	<1%
Strengthening Families	\$76,713	<1%	\$57,060	<1%
Visibility	\$369,847	2%	\$182,959	1%
<b>Confronting Violence, Homophobia, and Transphobia</b>	<b>\$355,266</b>	<b>2%</b>	<b>\$1,789,641</b>	<b>6%</b>
Anti-Violence	\$307,100	1%	\$1,783,236	6%
Homophobia, Biphobia and Transphobia	\$48,166	<1%	\$6,405	<1%
<b>Education/Safe Schools</b>	<b>\$90,000</b>	<b>&lt;1%</b>	<b>\$646,196</b>	<b>2%</b>
Education	\$90,000	<1%	\$161,191	1%
Safe Schools			\$485,005	2%
<b>Economic Issues</b>	<b>\$48,057</b>	<b>&lt;1%</b>	<b>\$25,746</b>	<b>&lt;1%</b>
Housing and Homelessness	\$48,057	<1%	\$1,353	<1%
Labor/Employment			\$24,393	<1%
<b>Other Issues</b>	<b>\$3,700,268</b>	<b>17%</b>	<b>\$3,171,333</b>	<b>10%</b>
Multi-Issue	\$422,438	2%	\$3,149,730	10%
Philanthropy	\$50,000	<1%	\$21,603	<1%
Unspecified	\$3,227,829	14%		
<b>Grand Total</b>	<b>\$22,276,746</b>	<b>100%</b>	<b>\$30,842,301</b>	<b>100%</b>



## Population Focus of LGBTI Funding for Asia and the Pacific

Over the two-year period of 2017–2018, funding for some of this report’s “spotlight” populations increased in Asia and the Pacific, including funding for Migrants, Refugees, and Asylum Seekers, and for Intersex communities. Funding decreased for grants focused on Children and Youth, Transgender communities, and Sex Workers. A small amount of funding was documented for Older Adults, which had not been present in the previous report.

**LGBTI FUNDING FOR ASIA AND THE PACIFIC, BY SELECTED POPULATIONS (2015–2018)**



## SNAPSHOT

# LGBTI Funding for Eastern Europe, Central Asia, and Russia



## EASTERN EUROPE, CENTRAL ASIA, AND RUSSIA, 2017–2018

NUMBER OF GRANTS

# 617

AVERAGE GRANT

# \$44,219

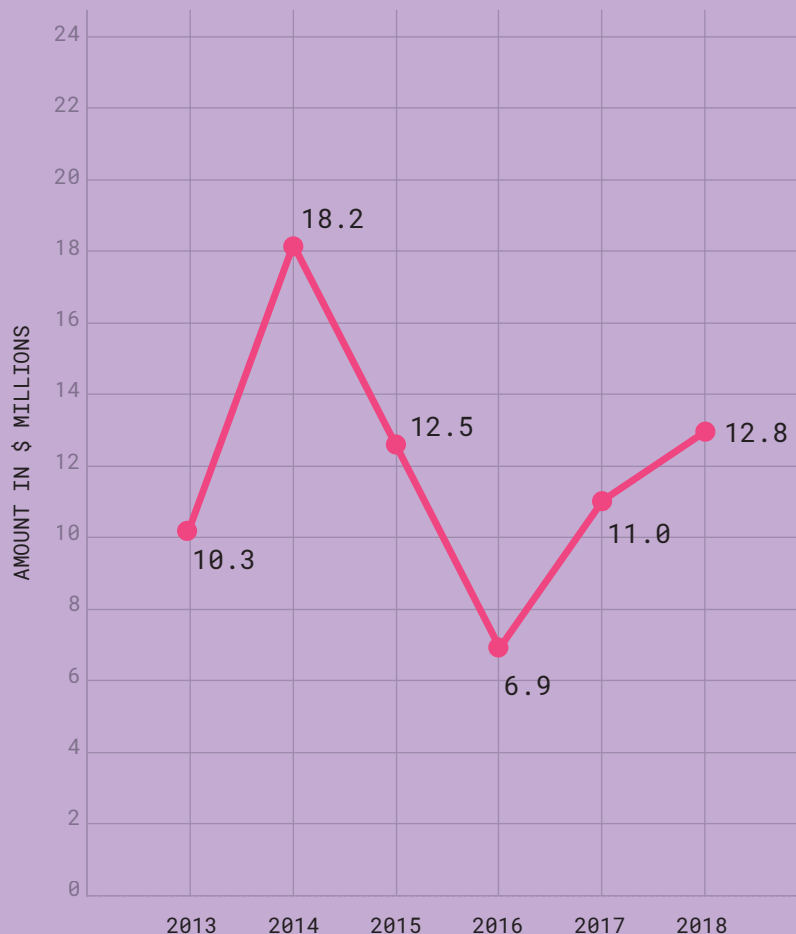
MEDIAN GRANT

# \$13,847

TOTAL FUNDING

# \$23.7 M

LGBTI FUNDING FOR EASTERN EUROPE, CENTRAL ASIA, AND RUSSIA (2013–2018)



R

Over the two-year period of 2017–2018, 51 grantmakers awarded \$23,745,708 focused on LGBTI issues in Eastern Europe, Central Asia, and Russia. The region showed an increase in total grant amount, number of funders, and number of grants compared to the last reporting period.

## LGBTI Funding for Eastern Europe, Central Asia, and Russia, by Sub-region

Eastern Europe has consistently received the largest amount of funding for LGBTI issues in the region, accounting for 70 percent of all funding to Eastern Europe, Central Asia, and Russia in the 2017–2018 reporting period. Funding for Russia increased to 14 percent of LGBTI funding in the region compared to 8 percent in the previous report.

### LGBTI FUNDING FOR EASTERN EUROPE, CENTRAL ASIA, AND RUSSIA, BY SUB-REGION (2013–2018)

Sub Region	2013–14	2015–16	2017–18
CENTRAL ASIA	\$1,171,347	\$461,747	\$1,182,442
EASTERN EUROPE	\$16,664,511	\$13,814,917	\$16,541,628
RUSSIA	\$7,870,229	\$1,526,012	\$3,343,866
WHOLE REGION FOCUS/UNSPECIFIED	\$2,789,151	\$3,533,769	\$2,677,773
<b>TOTAL</b>	<b>\$28,495,238</b>	<b>\$19,336,445</b>	<b>\$23,745,709</b>



### TOP 10 FUNDERS OF LGBTI ISSUES IN EASTERN EUROPE, CENTRAL ASIA, AND RUSSIA (2017–2018)<sup>23</sup>

	DONOR NAME	TOTAL FUNDS FOR THE REGION
1	Government of The Netherlands	\$4,100,930
2	Elton John AIDS Foundation (UK)	\$3,505,663
3	Government of Denmark	\$2,420,123
4	European Commission	\$1,952,523
5	Open Society Foundations	\$1,756,426
6	COC Netherlands	\$1,602,047
7	International Lesbian, Gay, Bisexual, Trans and Intersex Association (ILGA) - Europe	\$1,221,563
8	Government of Norway	\$1,089,455
9	Sigrid Rausing Trust	\$796,801
10	Astraea Lesbian Foundation for Justice	\$721,700



## Top Funders of LGBTI Funding for Eastern Europe, Central Asia, and Russia

Collectively, the top ten funders in the region awarded \$19.2 million, accounting for 74 percent of all funding for LGBTI issues in Eastern Europe, Central Asia, and Russia.

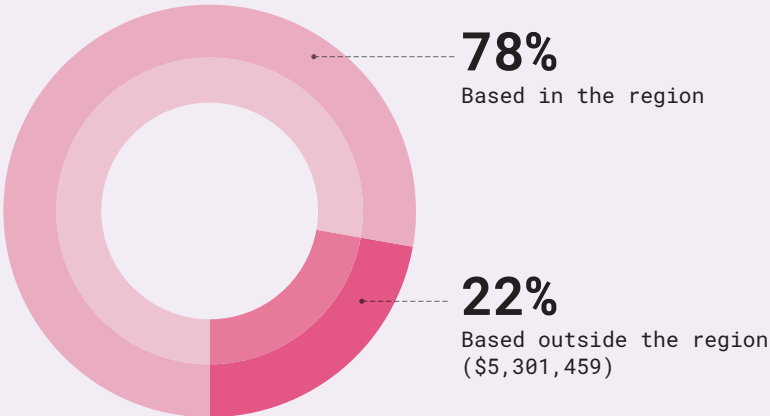
<sup>23</sup> In contrast to most other calculations in this report, all lists of top funders do include funds awarded for the purpose of regranting, in order to document the full amount of LGBTI funding flowing from (or through) each funder. The total regional funding for Eastern Europe, Russia, and Central Asia in 2017–2018 including regranting comes to \$25,893,675.

MAP OF LGBTI FUNDING FOR EASTERN EUROPE, CENTRAL ASIA, AND RUSSIA (2017–2018)



LGBTI Funding for Eastern Europe, Central Asia, and Russia, by Recipient Location

Over 22 percent of funding for LGBTI issues in Eastern Europe, Central Asia, and Russia went to grantees based outside of the region, including organizations based in Austria, Belgium, Cyprus, Denmark, France, Germany, India, Kenya, Malawi, Mozambique, Portugal, Sweden, Thailand, the Netherlands, and the United States.



COUNTRY	TOTAL FUNDS RECEIVED
Russia	\$3.369.652
Georgia	\$3.046.054
Ukraine	\$2.884.722
Albania	\$1.593.602
Serbia	\$941.241
Moldova	\$734.140
Armenia	\$687.743
Kazakhstan	\$659.829
Bosnia and Herzegovina	\$568.985
North Macedonia	\$554.959
Czech Republic	\$489.036
Kosovo	\$464.182
Poland	\$460.747
Montenegro	\$441.621
Croatia	\$351.875
Romania	\$301.198
Kyrgyzstan	\$283.048
Bulgaria	\$271.974
Hungary	\$161.746
Azerbaijan	\$144.701
Belarus	\$109.822
Lithuania	\$104.787
Latvia	\$101.255
Slovenia	\$75.805
Uzbekistan	\$73.904
Tajikistan	\$29.225
Slovakia	\$29.095
Macedonia	\$6.566
Estonia	\$5.845
Multiple Countries/ Unspecified	\$4,798,348

## Issues Addressed by LGBTI Funding for Eastern Europe, Russia, and Central Asia

Funding for Human Rights continued to be the most funded issue area in Eastern Europe, Central Asia, and Russia at 61 percent.



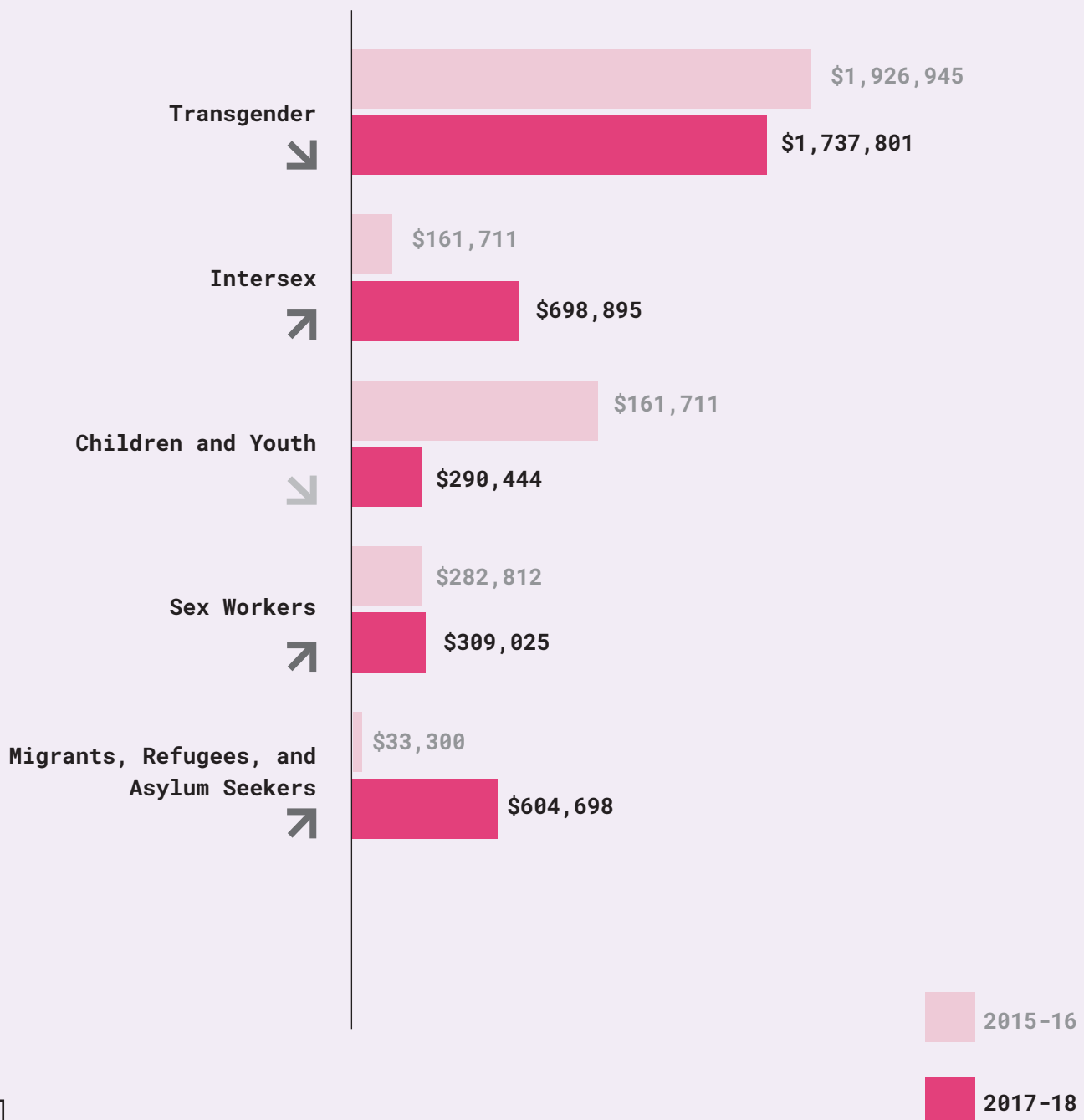
### LGBTI FUNDING IN EASTERN EUROPE, CENTRAL ASIA, AND RUSSIA, BY ISSUE ADDRESSED (2015–2018)

Issues/Sub-Issues	2015–2016		2017–2018	
<b>Human Rights</b>	<b>\$11,615,085</b>	<b>60%</b>	<b>\$14,373,093</b>	<b>61%</b>
Challenging Anti-LGBTQI Laws	\$79,109	<1%	\$25,000	<1%
Gender Identity Rights	\$1,158,352	6%	\$1,240,471	5%
Human Rights (General/Other)	\$9,691,530	50%	\$9,795,100	41%
Intersex Rights	N/A		\$337,458	1%
Marriage/Civil Unions	\$206,153	1%	\$474,833	2%
Migration and Refugee Issues			\$49,753	<1%
Nondiscrimination Protections	\$226,649	1%	\$2,352,480	10%
Sexual and Reproductive Rights/Justice	\$39,235	<1%	\$98,000	<1%
Sex Worker Rights	\$134,056	1%		
<b>Health and Well-Being</b>	<b>\$2,470,295</b>	<b>13%</b>	<b>\$4,295,346</b>	<b>18%</b>
General Health Services and Health Promotion	\$153,613	1%	\$107,905	<1%
HIV/AIDS	\$2,281,649	12%	\$3,992,970	17%
Mental Health, Substance Abuse, and Suicide Prevention	\$24,050	<1%	\$136,844	1%
Primary Care	\$10,984	<1%		
Sexual and Reproductive Health			\$57,628	<1%
<b>Strengthening Community, Families, and Visibility</b>	<b>\$1,556,493</b>	<b>8%</b>	<b>\$2,269,059</b>	<b>9%</b>
Community Building/Empowerment	\$623,255	3%	\$1,644,530	7%
Religion	\$171,000	1%	\$30,000	<1%
Sports	\$5,206	<1%	\$8,353	<1%
Strengthening Families	\$105,592	1%	\$327,027	1%
Visibility	\$731,440	4%	\$259,150	1%
<b>Confronting Violence, Homophobia, and Transphobia</b>	<b>\$1,296,662</b>	<b>7%</b>	<b>\$1,165,863</b>	<b>5%</b>
Anti-Violence	\$326,037	2%	\$422,585	2%
Homophobia, Biphobia and Transphobia	\$970,625	5%	\$743,277	3%
<b>Education/Safe Schools</b>	<b>\$550,688</b>	<b>3%</b>		
Education	\$5,593	<1%		
Safe Schools	\$545,095	3%		
<b>Economic Issues</b>	<b>\$259,906</b>	<b>1%</b>	<b>\$81,447</b>	<b>&lt;1%</b>
Housing and Homelessness	\$167,446	1%		
Labor/Employment	\$92,459	<1%	\$81,447	<1%
<b>Other Issues</b>	<b>\$1,587,317</b>	<b>8%</b>	<b>\$1,560,900</b>	<b>7%</b>
Multi-Issue	\$378,881	2%	\$1,560,900	7%
Unspecified	\$1,208,436	6%		
<b>Grand Total</b>	<b>\$19,336,446</b>	<b>100%</b>	<b>\$23,745,708</b>	<b>100%</b>

## Population Focus of LGBTI Funding for Eastern Europe, Central Asia, and Russia

Over the two-year period of 2017–2018, funding for some of this report's "spotlight" populations increased in Eastern Europe, Central Asia, and Russia, including funding for Migrants, Refugees, and Asylum Seekers, for Intersex communities, and slight increase in funding for Sex Workers. Funding in this region decreased for grants focused on Children and Youth, and for Transgender communities.

**LGBTI FUNDING IN EASTERN EUROPE, RUSSIA, AND CENTRAL ASIA, BY POPULATION FOCUS (2015–2018)**



## SNAPSHOT

# LGBTI Funding for Latin America and the Caribbean



## LATIN AMERICA AND THE CARIBBEAN, 2017–2018

NUMBER OF GRANTS

### 595

AVERAGE GRANT

### \$63,673

MEDIAN GRANT

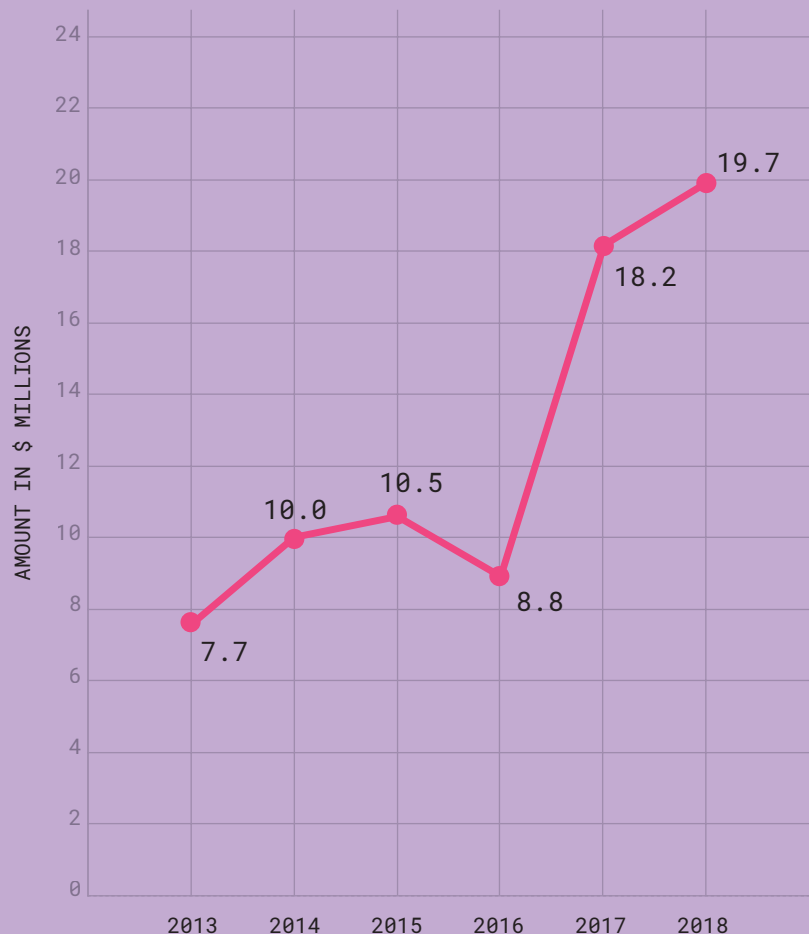
### \$15,000

TOTAL FUNDING

### \$38 M

Over the two-year period of 2017–2018, 66 grantmakers awarded \$37,948,919 focused on LGBTI issues in Latin America and the Caribbean. The region showed an increase in total grant amount, number of funders, and number of grants compared to the last reporting period.

### LGBTI FUNDING FOR LATIN AMERICA AND THE CARIBBEAN (2013–2018)



## LGBTI Funding for Latin America and the Caribbean, by Sub-Region

In 2017–2018, the sub-region of South America received 50 percent of the total regional funding and showed a significant increase in total funds as well as percentage compared to the previous reporting period. The sub-region of Central America and Mexico received another 25 percent of the total, also representing an increase from the previous report.

### LGBTI FUNDING FOR LATIN AMERICA AND THE CARIBBEAN, BY SUB-REGION (2013–2018)

Sub Region	2013–14	2015–16	2017–18
CARIBBEAN	3,535,914	5,377,900	6,803,880
CENTRAL AMERICA AND MEXICO	5,679,209	3,487,164	9,447,860
SOUTH AMERICA	5,709,664	5,615,719	19,043,554
WHOLE REGION FOCUS/UNSPECIFIED	2,797,503	4,800,515	2,653,625
<b>TOTAL</b>	<b>\$17,722,290</b>	<b>\$19,281,298</b>	<b>\$37,948,919</b>

R —

### TOP TEN FUNDERS OF LGBTI ISSUES FOR LATIN AMERICA AND THE CARIBBEAN (2017–2018)<sup>24</sup>

	DONOR NAME	TOTAL FUNDS FOR THE REGION
1	Government of Sweden	\$10,094,402
2	Government of Canada	\$3,528,207
3	Hivos	\$1,995,429
4	M.A.C. AIDS Fund	\$1,865,778
5	Government of The Netherlands	\$1,459,610
6	Open Society Foundations	\$1,314,530
7	Ford Foundation	\$1,173,300
8	Fundación Triángulo	\$1,094,134
9	Astraea Lesbian Foundation for Justice	\$1,058,266
10	Arcus Foundation	\$983,000

R +

### Top Funders of LGBTI Funding for Latin America and the Caribbean

Collectively, the top ten funders awarded \$24.6 million, accounting for 64 percent of LGBTI funding for Latin America and the Caribbean.

<sup>24</sup> In contrast to most other calculations in this report, all lists of top funders do include funds awarded for the purpose of regranting, in order to document the full amount of LGBTI funding flowing from (or through) each funder. The total regional funding for Latin America and the Caribbean in 2017–2018 including regranting comes to \$38,532,919.



## MAP OF LGBTI FUNDING FOR LATIN AMERICA AND THE CARIBBEAN, BY COUNTRY (2017–2018)



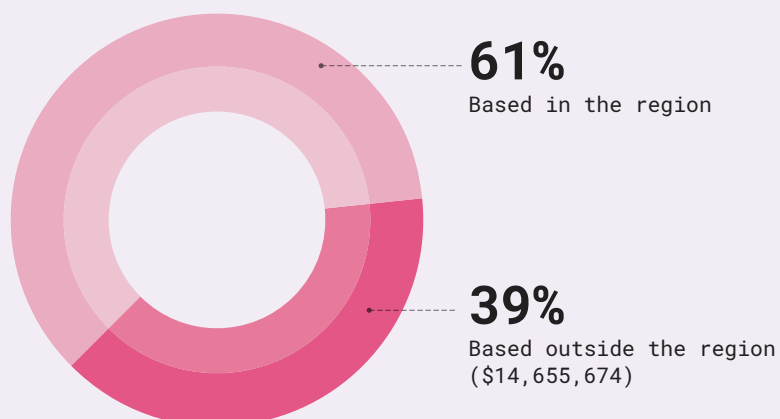
### TOTAL FUNDS RECEIVED

#### COUNTRY

Bolivia	\$7,642,550
Colombia	\$4,728,237
Brazil	\$3,834,804
Honduras	\$3,556,232
Mexico	\$2,612,655
Jamaica	\$2,442,452
Chile	\$1,104,734
Costa Rica	\$907,754
Nicaragua	\$625,193
Saint Lucia	\$571,997
Guatemala	\$496,890
Dominican Republic	\$465,516
Cuba	\$376,422
Peru	\$369,738
El Salvador	\$295,865
Ecuador	\$290,055
Argentina	\$271,755
Haiti	\$267,246
Paraguay	\$188,910
Guyana	\$163,910
Grenada	\$155,331
Suriname	\$154,228
Belize	\$142,666
Trinidad and Tobago	\$129,731
Antigua and Barbuda	\$80,331
Bahamas	\$80,331
Barbados	\$80,331
Montserrat	\$80,331
St, Kitts and Nevis	\$80,331
St, Lucia	\$80,331
St, Vincent	\$80,331
Uruguay	\$66,686
Venezuela	\$12,836
Panama	\$12,424
Multiple Countries/Unspecified	\$5,499,793

## LGBTI Funding for Latin America and the Caribbean, by Recipient Location

Over one third of the funding for this region (39 percent) was awarded to grantee organizations located outside Latin America and the Caribbean. These grant recipients were located in Canada, Sweden, Switzerland, and the United States.



## Issues Addressed by LGBTI Funding for Latin America and the Caribbean



Looking at LGBTI funding for Latin America and the Caribbean by issue addressed, Human Rights continued to account for the majority of funding (70 percent), an increase of \$15 million over 2015–2016. Health and Well-Being was the second most well-funded issue, increasing by close to \$1 million, while funding for Confronting Violence, Homophobia, and Transphobia increased by over \$2 million.

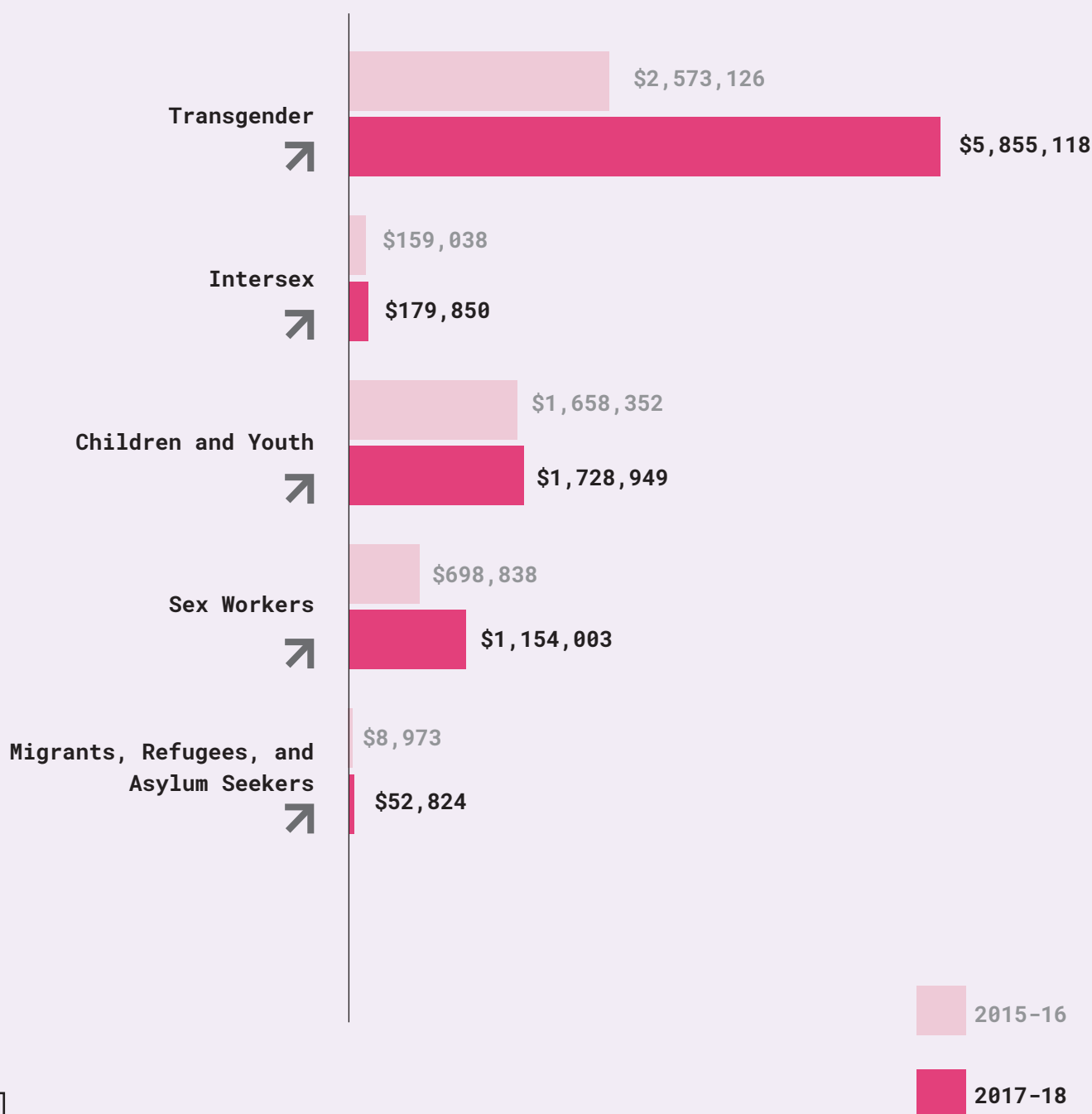
### LGBTI FUNDING FOR LATIN AMERICA AND THE CARIBBEAN, BY ISSUE ADDRESSED (2015–2018)

Issues/Sub-Issues	2015–2016		2017–2018	
<b>Human Rights</b>	<b>\$11,939,518</b>	<b>62%</b>	<b>\$26,732,105</b>	<b>70%</b>
Challenging Anti-LGBTQI Laws	\$157,692	1%	\$93,777	<1%
Decriminalization and Criminal Justice Reform			\$120,000	<1%
Gender Identity Rights	\$1,478,124	8%	\$1,653,199	4%
Human Rights (General/Other)	\$8,574,703	44%	\$19,430,375	51%
Intersex Rights	N/A		\$68,000	<1%
Marriage/Civil Unions	\$50,000	<1%	\$93,000	<1%
Migration and Refugee Issues	\$8,973	<1%	\$20,000	<1%
Nondiscrimination Protections			\$17,717	<1%
Sexual and Reproductive Rights/Justice	\$1,620,182	8%	\$5,183,694	14%
Sex Worker Rights	\$49,845	<1%	\$52,343	<1%
<b>Health and Well-Being</b>	<b>\$3,691,873</b>	<b>19%</b>	<b>\$4,628,344</b>	<b>12%</b>
Cultural Competence and Data Collection	\$2,000	<1%	\$50,000	<1%
General Health Services and Health Promotion	\$158,273	1%	\$718,608	2%
HIV/AIDS	\$3,474,582	18%	\$3,500,465	9%
Insurance Coverage	\$9,017	<1%		
Mental Health, Substance Abuse, and Suicide Prevention			\$260,000	1%
Sexual and Reproductive Health	\$48,000	<1%	\$99,271	<1%
<b>Strengthening Community, Families, and Visibility</b>	<b>\$292,560</b>	<b>2%</b>	<b>\$2,144,406</b>	<b>6%</b>
Community Building/Empowerment	\$137,933	1%	\$1,109,661	3%
Religion	\$48,731	<1%	\$25,500	<1%
Sports	\$11,086	<1%	\$92,165	<1%
Strengthening Families			\$34,236	<1%
Visibility	\$94,810	<1%	\$882,845	2%
<b>Confronting Violence, Homophobia, and Transphobia</b>	<b>\$97,975</b>	<b>1%</b>	<b>\$2,290,680</b>	<b>6%</b>
Anti-Violence	\$12,500	<1%	\$1,683,709	4%
Homophobia, Biphobia and Transphobia	\$85,475	<1%	\$606,970	2%
<b>Education/Safe Schools</b>	<b>\$41,730</b>	<b>&lt;1%</b>	<b>\$648,947</b>	<b>2%</b>
Education	\$41,730	<1%	\$32,575	<1%
Safe Schools			\$616,372	2%
<b>Economic Issues</b>	<b>\$11,740</b>	<b>&lt;1%</b>	<b>\$184,955</b>	<b>&lt;1%</b>
Housing and Homelessness			\$129,000	<1%
Labor/Employment	\$11,740	<1%	\$55,955	<1%
<b>Other Issues</b>	<b>\$3,205,903</b>	<b>17%</b>	<b>\$1,319,482</b>	<b>3%</b>
Multi-Issue	\$354,104	2%	\$850,482	2%
Philanthropy	\$922,500	5%	\$469,000	1%
Unspecified	\$1,929,299	10%		
<b>Grand Total</b>	<b>\$19,281,299</b>	<b>100%</b>	<b>\$37,948,919</b>	<b>100%</b>

## Population Focus of LGBTI Funding for Latin America and the Caribbean

Over the two-year period of 2017–2018, funding for all of this report’s “spotlight” populations increased in Latin America and the Caribbean, including significant percentage increases in funding for Migrants, Refugees, and Asylum Seekers, Sex Workers, and Transgender communities, and smaller increases for funding to Intersex Communities and grants focused on Children and Youth.

**LGBTI FUNDING FOR LATIN AMERICA AND THE CARIBBEAN, BY POPULATION FOCUS (2015–2018)**



## SNAPSHOT

# LGBTI Funding for the Middle East and North Africa

## MIDDLE EAST AND NORTH AFRICA, 2017–2018

NUMBER OF GRANTS

171

AVERAGE GRANT

\$45,312

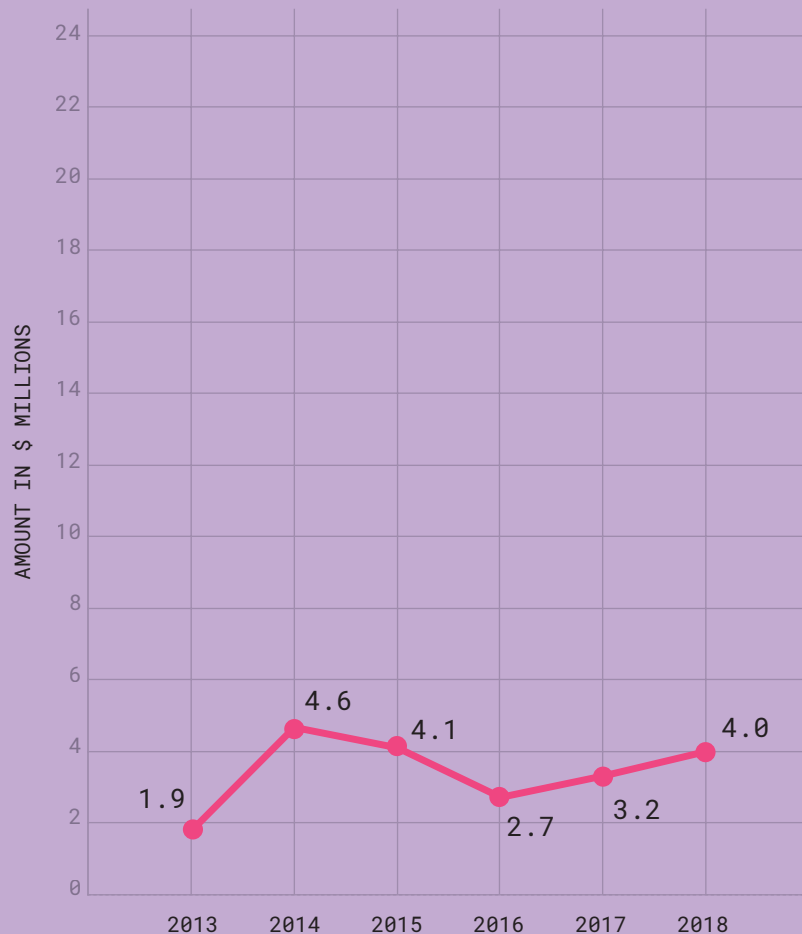
MEDIAN GRANT

\$18,005

TOTAL FUNDING

\$7.2 M

LGBTI FUNDING FOR THE MIDDLE EAST AND NORTH AFRICA (2013–2018)



R

Over the two-year period of 2017–2018, 43 grantmakers awarded \$7,204,554 focused on LGBTI issues in the Middle East and North Africa. The region showed an increase in total grant amount and number of funders, and a decrease in number of grants compared to the last reporting period.

## Top Funders of LGBTI Funding for the Middle East and North Africa

Collectively, the top ten funders of LGBTI issues in the Middle East and North Africa awarded \$5.4 million, or 72 percent of funding for the region.

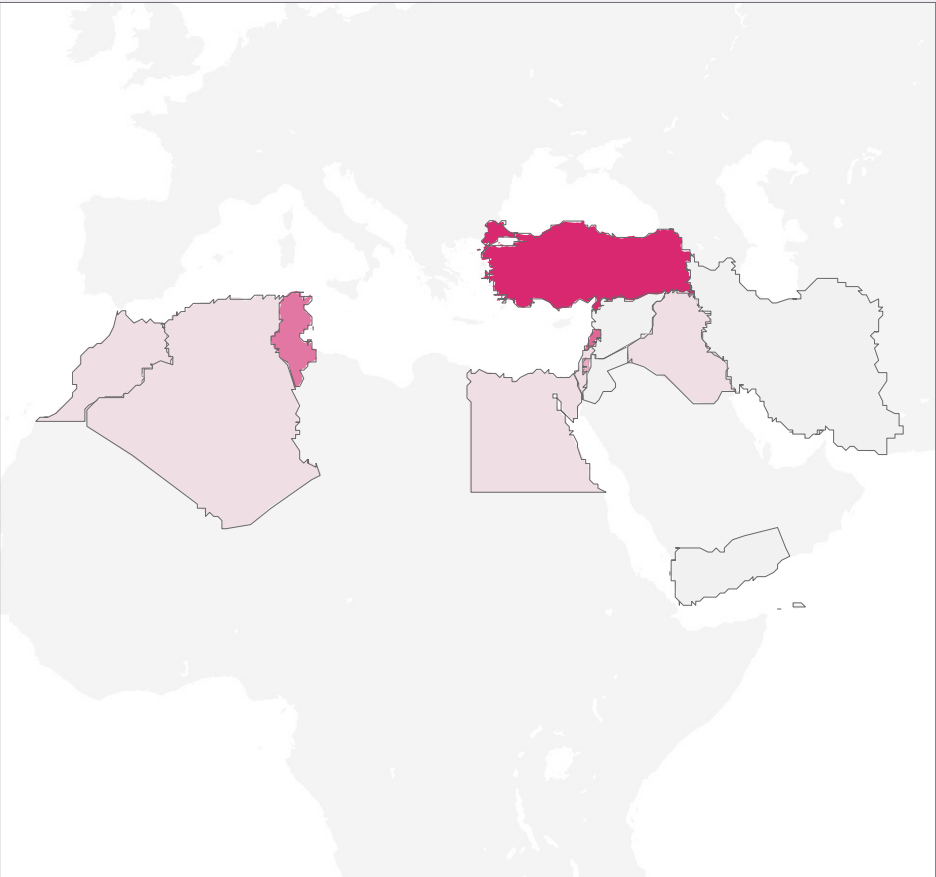
### TOP FUNDERS OF LGBTI FUNDING FOR THE MIDDLE EAST AND NORTH AFRICA (2017-2018)<sup>25</sup>

	DONOR NAME	TOTAL FUNDS FOR THE REGION
1	European Commission	\$937,712
2	Government of The Netherlands	\$872,285
3	COC Netherlands	\$620,880
4	Open Society Foundations	\$545,000
5	Government of Norway	\$440,827
6	M.A.C. AIDS Fund	\$425,000
7	Tides Foundation	\$409,967
8	Heinrich Böll Stiftung	\$401,538
9	LGBT Denmark	\$358,748
10	Hivos	\$352,138



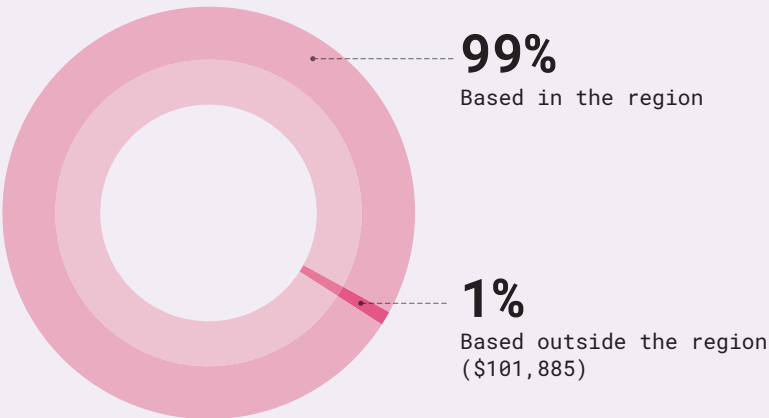
<sup>25</sup> In contrast to most other calculations in this report, all lists of top funders do include funds awarded for the purpose of regranting, in order to document the full amount of LGBTI funding flowing from (or through) each funder. The total regional funding for the Middle East and North Africa in 2017–2018 including regranting comes to \$7,444,554.

MAP OF LGBTI FUNDING FOR THE MIDDLE EAST AND NORTH AFRICA, BY COUNTRY (2017–2018)



LGBTI Funding for the Middle East and North Africa by Grant Recipient Location

Ninety-nine percent of funding focused on the Middle East and North Africa was devoted to organizations located in the region, while one percent went to organizations outside the region. These organizations were located in Canada, Sweden, the Netherlands, and the United States.



COUNTRY	TOTAL FUNDS RECEIVED
Turkey	\$1,404,723
Lebanon	\$969,497
Tunisia	\$805,711
Palestinian Territories	\$535,997
Egypt	\$183,853
Algeria	\$173,288
Morocco	\$167,760
Iraq	\$140,546
Israel	\$137,314
Jordan	\$35,467
Iran	\$13,000
Syria	\$12,513
Yemen	\$6,500
Multiple Countries/Unspecified	\$2,618,385

## Issues Addressed by LGBTI Funding for the Middle East and North Africa

Funding for Human Rights continued to be the most funded issue area at 65 percent of the regional total; however, the total amount and percent of human rights-focused funding decreased from the previous reporting period.

### LGBTI FUNDING FOR MIDDLE EAST AND NORTH AFRICA, BY ISSUE ADDRESSED (2015–2018)

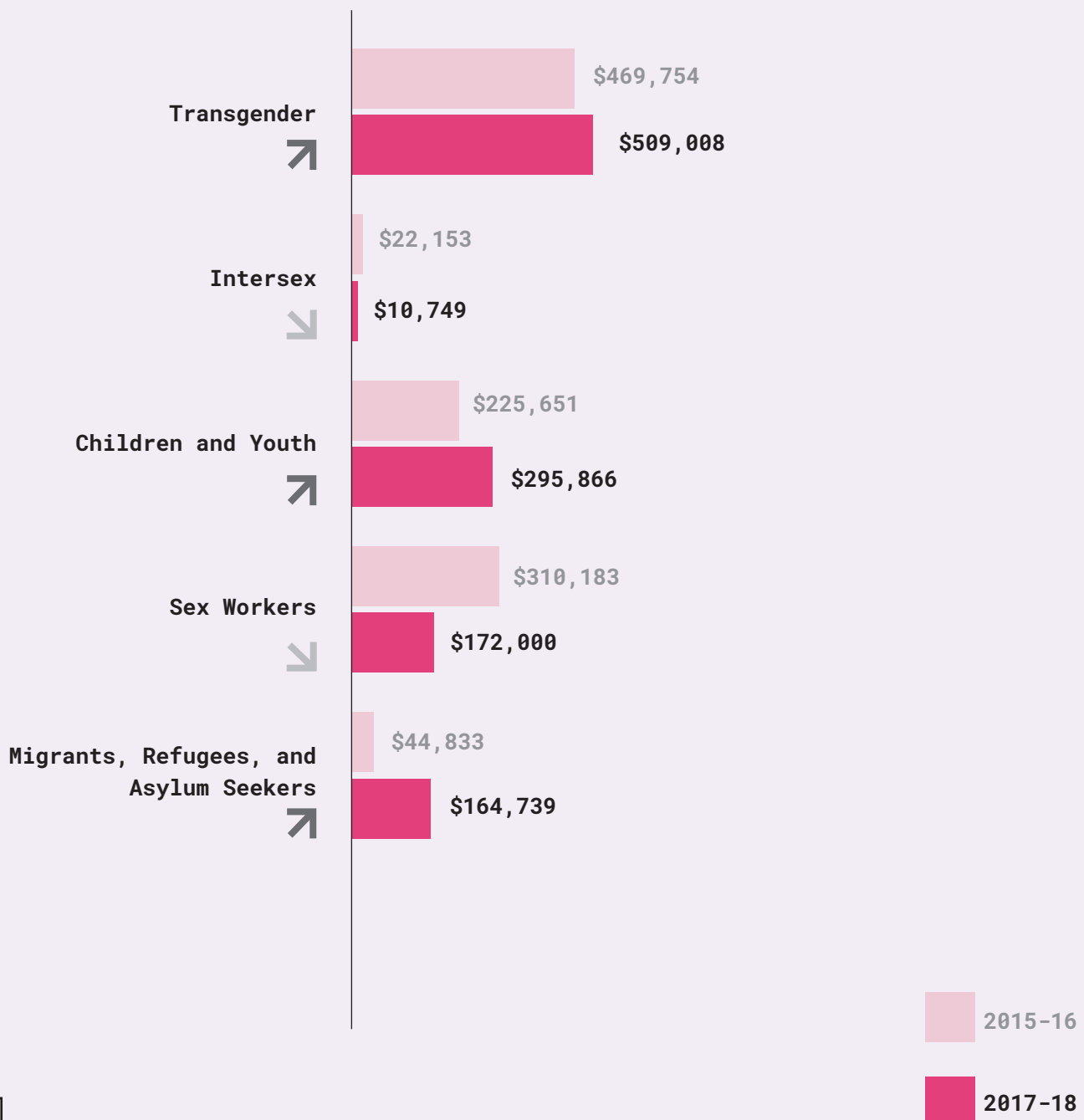


Issues/Sub-Issues	2015–2016		2017–2018	
<b>Human Rights</b>	<b>\$5,296,357</b>	<b>79%</b>	<b>\$4,697,427</b>	<b>65%</b>
Challenging Anti-LGBTQI Laws			\$141,185	2%
Gender Identity Rights	\$303,563	5%	\$380,368	5%
Human Rights (General/Other)	\$4,694,068	70%	\$3,975,259	55%
Intersex Rights	N/A		\$10,749	<1%
Migration and Refugee Issues	\$64,833	1%	\$78,000	1%
Nondiscrimination Protections	\$13,181	<1%		
Sexual and Reproductive Rights/Justice	\$72,153	1%	\$111,865	2%
Sex Worker Rights	\$148,559	2%		
<b>Health and Well-Being</b>	<b>\$603,745</b>	<b>9%</b>	<b>\$544,433</b>	<b>8%</b>
HIV/AIDS	\$553,745	8%	\$544,433	8%
Mental Health, Substance Abuse, and Suicide Prevention	\$50,000	1%		
<b>Strengthening Community, Families, and Visibility</b>	<b>\$233,559</b>	<b>3%</b>	<b>\$481,561</b>	<b>7%</b>
Community Building/Empowerment	\$190,953	3%	\$366,762	5%
Religion	\$3,101	<1%		
Sports			\$10,000	<1%
Visibility	\$39,505	1%	\$104,799	1%
<b>Confronting Violence, Homophobia, and Transphobia</b>	<b>\$24,756</b>	<b>&lt;1%</b>	<b>\$288,280</b>	<b>4%</b>
Anti-Violence	\$10,601	<1%	\$286,460	4%
Homophobia, Biphobia and Transphobia	\$14,155	<1%	\$1,820	<1%
<b>Education/Safe Schools</b>			<b>\$30,822</b>	<b>&lt;1%</b>
Education			\$30,822	<1%
<b>Economic Issues</b>			<b>\$35,600</b>	<b>&lt;1%</b>
Housing and Homelessness			\$35,600	<1%
<b>Other Issues</b>	<b>\$576,692</b>	<b>9%</b>	<b>\$1,126,432</b>	<b>16%</b>
Multi-Issue	\$165,227	2%	\$1,066,432	15%
Philanthropy			\$60,000	1%
Unspecified	\$411,465	6%		
<b>GRAND TOTAL</b>	<b>\$6,735,109</b>	<b>100%</b>	<b>\$7,204,555</b>	<b>100%</b>

## Population Focus of LGBTI Funding for the Middle East and North Africa

Over the two-year period of 2017–2018, funding for some of this report’s “spotlight” populations increased in the Middle East and North Africa, including funding for Migrants, Refugees, and Asylum Seekers, for Children and Youth, and for Transgender Communities. Funding in this region decreased for grants focused on Sex Workers, and Intersex communities.

**LGBTI FUNDING FOR MIDDLE EAST AND NORTH AFRICA, BY  
POPULATION FOCUS (2015–2018)**





## SNAPSHOT

# LGBTI Funding for Sub-Saharan Africa

## SUB-SAHARAN AFRICA, 2017–2018

NUMBER OF GRANTS

1,113

AVERAGE GRANT

\$75,765

MEDIAN GRANT

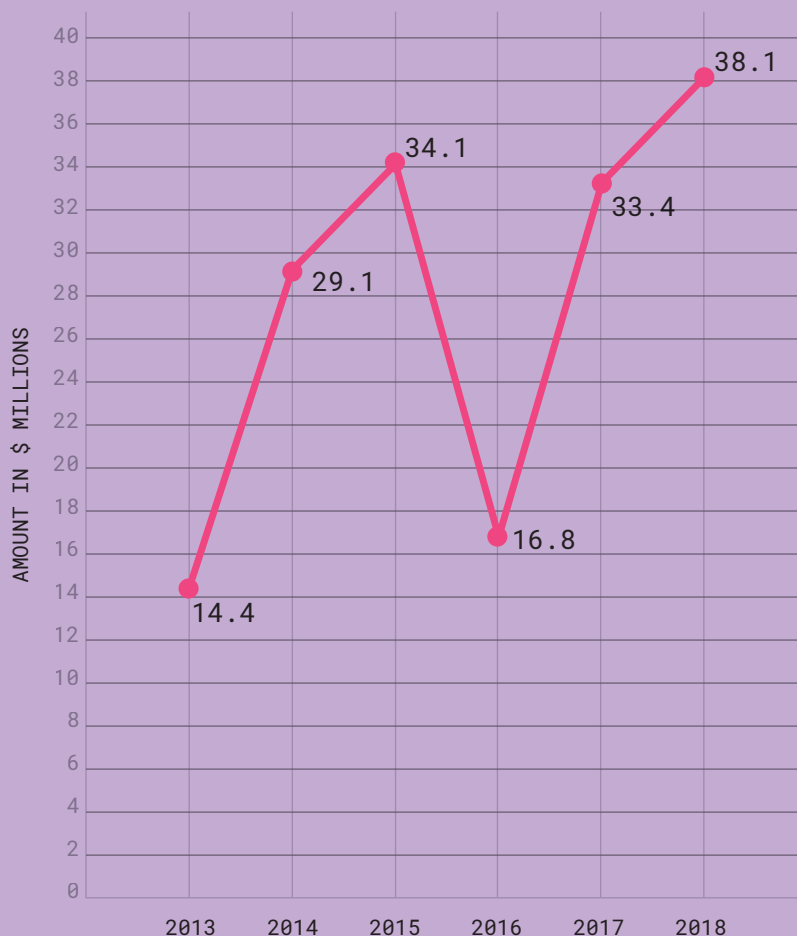
\$16,200

TOTAL FUNDING

\$71.5 M

Over the two-year period of 2017–2018, 75 grantmakers awarded \$71,521,754 focused on LGBTI issues in Sub-Saharan Africa. The region showed an increase in total grant amount, number of funders, and number of grants compared to the last reporting period.

LGBTI FUNDING FOR SUB-SAHARAN AFRICA, 2013–2018



## LGBTI Funding for Sub-Saharan Africa, by Sub-Region

In 2017–2018, the sub-region of East Africa received 30 percent of the total regional funding, showing increases in total funds as well as percentage compared to the previous reporting period. The region of Southern Africa received 22 percent of the total regional funding while Western Africa received 11 percent. As in previous years, around one-third of the overall funding for the region focused on the region as a whole or was unspecified.

### LGBTI FUNDING FOR SUB-SAHARAN AFRICA, BY SUB-REGION (2013–2018)

Sub Region	2013–14	2015–16	2017–18
CENTRAL AFRICA	125,281	96,315	337,171
EAST AFRICA	11,498,527	13,705,405	21,651,269
SOUTHERN AFRICA	15,360,338	13,615,691	15,902,473
WEST AFRICA	2,644,946	5,912,090	8,051,152
WHOLE REGION FOCUS/ UNSPECIFIED	13,821,512	17,583,952	25,579,689
<b>TOTAL</b>	<b>43,450,604</b>	<b>50,913,453</b>	<b>\$71,521,754</b>

R —

### TOP 10 FUNDERS OF LGBTI ISSUES IN SUB-SAHARAN AFRICA (2017–2018)<sup>24</sup>

	DONOR NAME	TOTAL FUNDS FOR THE REGION
1	Government of the United Kingdom	\$15,593,496
2	Ford Foundation	\$9,386,000
3	Government of Sweden	\$8,561,118
4	Open Society Foundations	\$5,271,810
5	Arcus Foundation	\$4,081,500
6	COC Netherlands	\$3,513,533
7	Government of The Netherlands	\$3,374,378
8	Elton John AIDS Foundation (UK)	\$3,087,543
9	Hivos	\$3,073,121
10	AmplifyChange	\$2,705,638

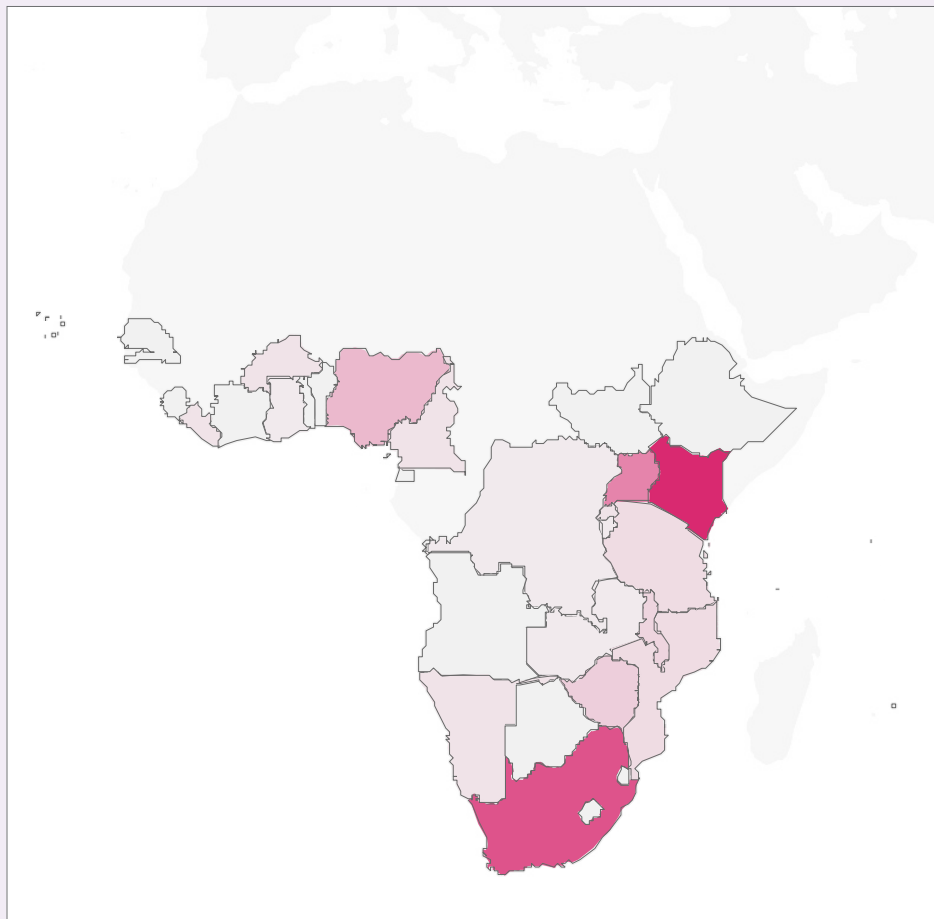
R +

## Top Funders of LGBTI Funding for Sub-Saharan Africa

Collectively, the top ten funders for the region awarded \$58.6 million, accounting for 64 percent of all funding for LGBTI issues in Sub-Saharan Africa.

<sup>24</sup> In contrast to most other calculations in this report, all lists of top funders do include funds awarded for the purpose of regranting, in order to document the full amount of LGBTI funding flowing from (or through) each funder. The total regional funding for Sub-Saharan Africa in 2017–2018 including regranting comes to \$91,887,062.

## MAP OF LGBTI FUNDING FOR SUB-SAHARAN AFRICA, BY COUNTRY (2017–2018)



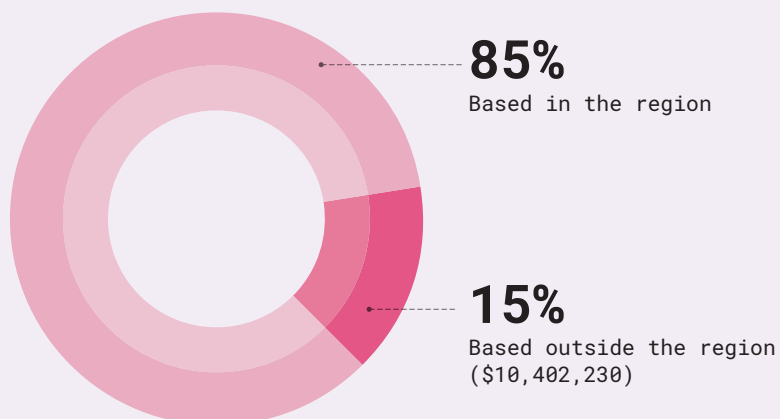
### TOTAL FUNDS RECEIVED

#### COUNTRY

Kenya	\$10,030,771
South Africa	\$7,570,980
Uganda	\$5,163,538
Nigeria	\$2,705,116
Zimbabwe	\$1,648,908
Malawi	\$1,536,231
Tanzania	\$1,176,002
Mozambique	\$1,023,729
Rwanda	\$861,544
Cameroon	\$837,180
Namibia	\$803,762
Burkina Faso	\$717,000
Liberia	\$700,294
Burundi	\$474,618
Zambia	\$434,870
Ghana	\$413,607
Democratic Republic of Congo (DRC)	\$325,021
Botswana	\$297,054
Benin	\$140,422
Ivory Coast	\$121,589
Senegal	\$117,316
Eswatini (Formerly Swaziland)	\$96,695
Mauritius	\$65,115
Togo	\$47,381
Lesotho	\$30,353
Ethiopia	\$24,320
Cape Verde	\$19,123
Angola	\$16,409
Equatorial Guinea	\$12,860
South Sudan	\$12,150
Seychelles	\$10,930
Sierra Leone	\$5,384
Multiple Countries/Unspecified	\$34,081,484

## LGBTI Funding for Sub-Saharan Africa by Grant Recipient Location

Eighty-five percent of funding focused on Sub-Saharan Africa was devoted to organizations located in the region, while fifteen percent went to organizations outside the region. These organizations were located in Canada, Denmark, Finland, India, Luxembourg, Sweden, the Netherlands, the United Kingdom, and the United States.



## Issues Addressed by LGBTI Funding for Sub-Saharan Africa



Funding for Human Rights continued to be the most funded issue area at 57 percent of the regional total, representing an increase in total amount and percent of human rights-focused funding from the previous reporting period.

## LGBTI FUNDING FOR SUB-SAHARAN AFRICA, BY ISSUE ADDRESSED (2015–2018)

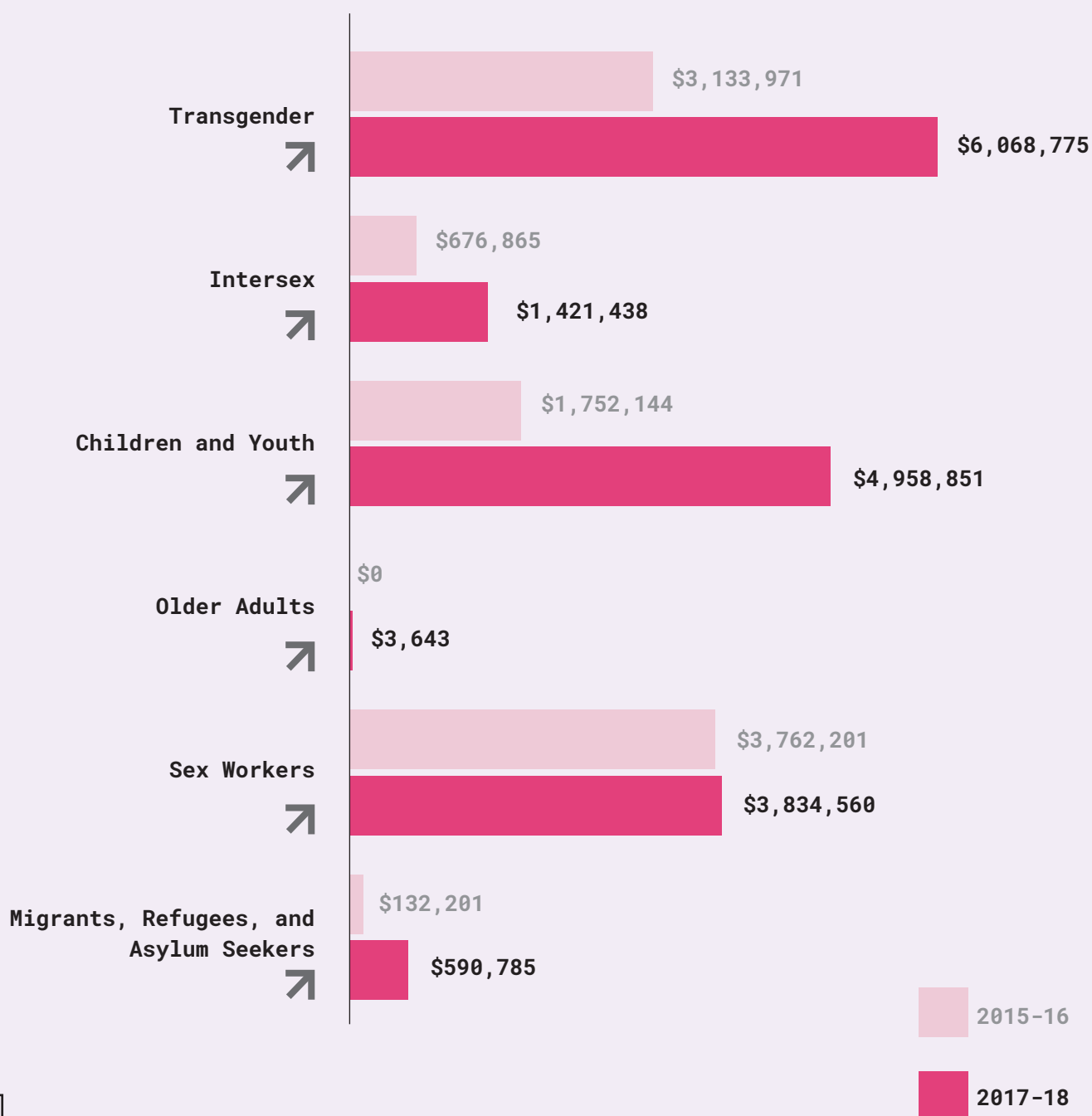
Issues/Sub-Issues	2015–2016		2017–2018	
<b>Human Rights</b>	<b>\$24,148,423</b>	<b>47%</b>	<b>\$40,486,349</b>	<b>57%</b>
Challenging Anti-LGBTQI Laws	\$584,091	1%	\$2,014,578	3%
Decriminalization and Criminal Justice Reform			\$181,045	<1%
Gender Identity Rights	\$1,650,477	3%	\$2,549,744	4%
Human Rights (General/Other)	\$20,462,071	40%	\$28,012,401	39%
Intersex Rights	N/A		\$556,405	1%
Marriage/Civil Unions	\$823	<1%	\$202,591	<1%
Migration and Refugee Issues	\$211,652	<1%	\$25,000	<1%
Nondiscrimination Protections	\$908,427	2%	\$21,724	<1%
Sexual and Reproductive Rights/Justice	\$277,000	1%	\$6,583,281	9%
Sex Worker Rights	\$53,882	<1%	\$339,580	<1%
<b>Health and Well-Being</b>	<b>\$17,359,010</b>	<b>34%</b>	<b>\$9,552,570</b>	<b>13%</b>
Cultural Competence and Data Collection	\$246,403	<1%	\$436,120	1%
General Health Services and Health Promotion	\$1,172,315	2%	\$560,923	1%
HIV/AIDS	\$15,804,176	31%	\$6,931,596	10%
Mental Health, Substance Abuse, and Suicide Prevention	\$36,616	<1%		
Sexual and Reproductive Health	\$99,500	<1%	\$1,623,931	2%
<b>Strengthening Community, Families, and Visibility</b>	<b>\$3,838,662</b>	<b>8%</b>	<b>\$7,126,752</b>	<b>10%</b>
Community Building/Empowerment	\$642,829	1%	\$2,533,877	4%
Religion	\$2,297,699	5%	\$3,521,650	5%
Sports	\$16,106	<1%	\$30,000	<1%
Strengthening Families	\$4,116	<1%		
Visibility	\$877,912	2%	\$1,041,225	1%
<b>Confronting Violence, Homophobia, and Transphobia</b>	<b>\$1,540,148</b>	<b>3%</b>	<b>\$2,241,693</b>	<b>3%</b>
Anti-Violence	\$303,925	1%	\$2,044,821	3%
Homophobia, Biphobia and Transphobia	\$1,236,223	2%	\$196,872	<1%
<b>Education/Safe Schools</b>	<b>\$247,597</b>	<b>&lt;1%</b>	<b>\$2,034,114</b>	<b>3%</b>
Education	\$233,288	<1%		
Safe Schools	\$14,309	<1%	\$2,034,114	3%
<b>Economic Issues</b>	<b>\$177,220</b>	<b>&lt;1%</b>	<b>\$2,188,213</b>	<b>3%</b>
Housing and Homelessness	\$136,046	<1%	\$32,384	<1%
Labor/Employment	\$41,174	<1%	\$2,155,829	3%
<b>Other Issues</b>	<b>\$3,602,393</b>	<b>7%</b>	<b>\$7,892,062</b>	<b>11%</b>
Multi-Issue	\$823,780	2%	\$2,695,985	4%
Philanthropy	\$721,753	1%	\$5,196,077	7%
Unspecified	\$2,056,860	4%		
<b>Grand Total</b>	<b>\$50,913,453</b>	<b>100%</b>	<b>\$71,521,753</b>	<b>100%</b>

## Population Focus of LGBTI Funding for

### Sub-Saharan Africa

Over the two-year period of 2017–2018, funding for all of this report’s “spotlight” populations increased in Sub-Saharan Africa, including significant percentage increases for Migrants, Refugees, and Asylum Seekers, for Children and Youth, Transgender Communities, and a smaller increase for Sex Workers. A small amount of funding was documented for Older Adults, which had no grant funding in this region in the previous report.

**LGBTI FUNDING FOR SUB-SAHARAN AFRICA, BY SELECTED POPULATIONS (2015–2018)**





## BEHIND THE NUMBERS

## The Amsterdam Network

The Amsterdam Network is a group of Global North LGBTI organizations collaborating to influence their governments' integration of LGBTI rights in foreign policy and development assistance. Eight members of the Amsterdam Network are intermediary funders who award grants as part of their advocacy efforts, and each submitted

grantmaking data for this report. Collectively, they awarded 463 grants and \$15 million in funding for global LGBTI issues in 2017–2018. Comparing funding over time by seven members who also reported in the previous report, funding by the Amsterdam Network increased by \$4.4 million in 2017–2018.

Sub-Saharan Africa was the most funded region, receiving \$5 million in funding from the Amsterdam Network in 2017–2018, followed by the regions of Eastern Europe, Central Asia and Russia which received \$3.7 million, and Asia and the Pacific which received \$2.8 million in the same period.

### AMSTERDAM NETWORK FUNDING BY INSTITUTION (2017–2018)

Funder Name	Total Amount
COC NETHERLANDS	\$8,556,326
FUNDACIÓN TRIÁNGULO	\$1,106,993
INTERNATIONAL LESBIAN, GAY, BISEXUAL, TRANS AND INTERSEX ASSOCIATION (ILGA)-EUROPE	\$1,259,028
LESBIAN AND GAY FEDERATION IN GERMANY (LSVD)	\$366,564
LGBT DENMARK	\$358,748
NORWEGIAN ORGANISATION FOR SEXUAL AND GENDER DIVERSITY (FRI)	\$1,377,356
OUTRIGHT ACTION INTERNATIONAL	\$271,563
THE SWEDISH FEDERATION FOR LGBTIQI RIGHTS (RFSL)	\$1,654,337

AMSTERDAM NETWORK FUNDING BY REGION (2017-18)

Region	Total Amount
Asia and Pacific	\$2,795,786
Eastern Europe, Central Asia and Russia	\$3,689,142
International/Multiregional/Unspecified	\$1,226,348
Latin America and the Caribbean	\$1,211,612
Middle East and North Africa	\$1,045,579
Sub-Saharan Africa	\$4,948,303
Western Europe	\$34,146
GRAND TOTAL	\$14,950,916

R + US -

AMSTERDAM NETWORK MEMBER INSTITUTIONS: COC Netherlands, Council for Global Equality, Dignity Network, Egale Canada, Fundación Triángulo, Human Rights Trust, ILGA-Europe, Kaleidoscope Trust, Lesbian and Gay Federation in Germany (LSVD), LGBT Denmark, Norwegian Organisation for Sexual and Gender Diversity (FRI), OutRight International, Seta: LGBTI Rights in Finland, Stonewall Foundation UK, The Swedish Federation for LGBTQ Rights (RFSL).